




360LIFE

DESIGN STUDIO INTERNATIONAL



THE ORIGIN

TOWER 01

MOCK UP FLAT NO. 01

NEO CLASSIC STYLE

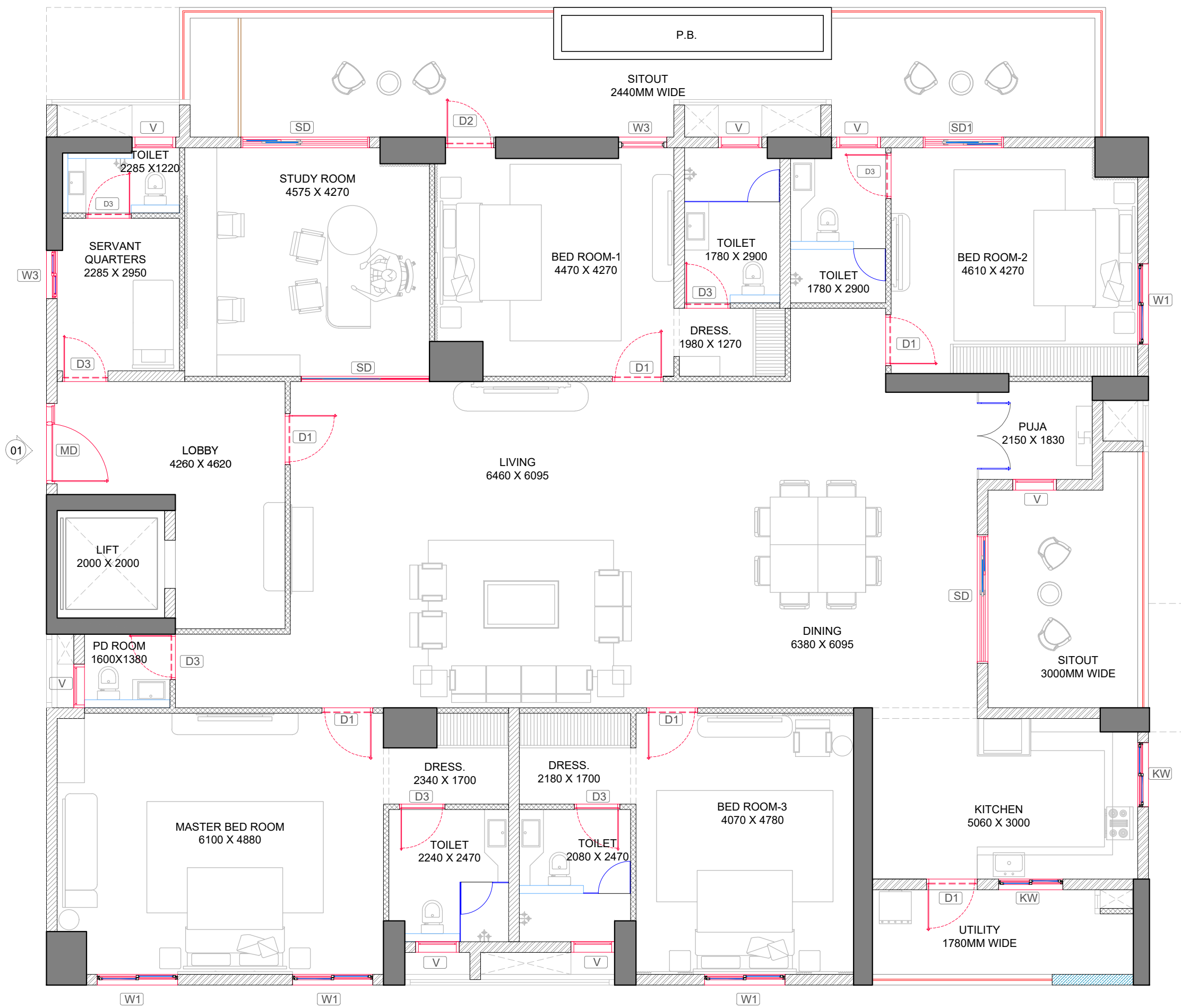
LIST OF DRAWINGS

PROPOSED INTERIORS FOR 360 LIFE SUSTAINABLE LUXURY HOMES LLP @ HYDERABAD MODEL FLAT NEO CLASSIC INTERIOR STYLE

INTERIOR DRAWING LIST - LAST UPDATED: 18 APRIL 2023

S.NO	DRAWING TITLE	DRAWING NUMBER	STREAM	STAGE	REV NO
00	COVER SHEET				
(000) GENERAL INFORMATION					
01	GENERAL NOTES,DRAWING INDEX,ABBREVIATIONS,CODES	2101/ID/000/03-F1/01	ID	GFC	R0
02	LIST OF DRAWINGS	2101/ID/000/03-F1/02	ID	GFC	R0
(100) FLOOR LAYOUTS					
03	FLOOR PLAN LAYOUT	2101/ID/100/03-F1/01	ID	GFC	R0
04	FURNITURE MARK UP LAYOUT	2101/ID/100/03-F1/02	ID	GFC	R0
05	FLOORING LAYOUT	2101/ID/100/03-F1/03	ID	GFC	R0
06	FLOORING LAYOUT DETAIL	2101/ID/100/03-F1/03A	ID	GFC	R0
07	RCP LAYOUT	2101/ID/100/03-F1/04	ID	GFC	R0
08	RCP LAYOUT DETAIL	2101/ID/100/03-F1/04A	ID	GFC	R0
09	ELECTRICAL MARK UP LAYOUT	2101/ID/100/03-F1/05	ID	GFC	R0
10	ELECTRICAL LOOPING LAYOUT	2101/ID/100/03-F1/06	ID	GFC	R0
11	ELECTRICAL LOOPING LEGEND	2101/ID/100/03-F1/06A	ID	GFC	R0
(200) INTERNAL LAYOUTS					
12	ENTRANCE FOYER - FLOOR PLAN & SECTIONS	2101/ID/200/03-F1/01	ID	GFC	R0
13	LIVING & DINING ROOM - FLOOR PLAN & SECTIONS	2101/ID/200/03-F1/02	ID	GFC	R0
14	PUJA ROOM - FLOOR PLAN & SECTIONS	2101/ID/200/03-F1/03	ID	GFC	R0
15	KITCHEN - FLOOR PLAN & SECTIONS	2101/ID/200/03-F1/04	ID	GFC	R0
16	POWDER ROOM - FLOOR PLAN & SECTIONS	2101/ID/200/03-F1/05	ID	GFC	R0
17	MASTER BEDROOM - FLOOR PLAN & SECTIONS	2101/ID/200/03-F1/06	ID	GFC	R0
18	MASTER BEDROOM WALK IN WARDROBE - FLOOR PLAN & SECTIONS	2101/ID/200/03-F1/07	ID	GFC	R0
19	MASTER BEDROOM TOILET - FLOOR PLAN & SECTIONS	2101/ID/200/03-F1/08	ID	GFC	R0
20	BEDROOM 01 - FLOOR PLAN & SECTIONS	2101/ID/200/03-F1/09	ID	GFC	R0
21	BEDROOM 01 WALK IN WARDROBE - FLOOR PLAN & SECTIONS	2101/ID/200/03-F1/10	ID	GFC	R0
22	BEDROOM 01 TOILET - FLOOR PLAN & SECTIONS	2101/ID/200/03-F1/11	ID	GFC	R0
23	BEDROOM 02 - FLOOR PLAN & SECTIONS	2101/ID/200/03-F1/12	ID	GFC	R0
24	BEDROOM 02 TOILET - FLOOR PLAN & SECTIONS	2101/ID/200/03-F1/13	ID	GFC	R0
25	BEDROOM 03 - FLOOR PLAN & SECTIONS	2101/ID/200/03-F1/14	ID	GFC	R0
26	BEDROOM 03 WALK IN WARDROBE - FLOOR PLAN & SECTIONS	2101/ID/200/03-F1/15	ID	GFC	R0
27	BEDROOM 03 TOILET - FLOOR PLAN & SECTIONS	2101/ID/200/03-F1/16	ID	GFC	R0
28	STUDY ROOM - FLOOR PLAN & SECTIONS	2101/ID/200/03-F1/17	ID	GFC	R0
29	SERVANT'S ROOM - FLOOR PLAN & SECTIONS	2101/ID/200/03-F1/18	ID	GFC	R0
30	SERVANT'S ROOM TOILET - FLOOR PLAN & SECTIONS	2101/ID/200/03-F1/19	ID	GFC	R0
(300) DETAIL DRAWINGS					
31	FURNITURE DETAIL	2101/ID/300/03-F1/01	ID	GFC	R0
32	DOOR DETAIL	2101/ID/300/03-F1/02	ID	GFC	R0

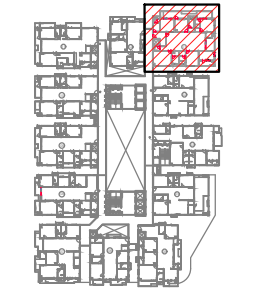
FLOOR LAYOUTS



GENERAL NOTES:

1. THIS DRAWING IS THE COPYRIGHT OF 360LIFE DESIGN STUDIO INTL PVT LTD. AND MUST NOT BE RETAINED, COPIED OR USED WITHOUT THE ABOVE CONSULTANT'S AUTHORITY.
2. DO NOT SCALE FROM THE DRAWINGS.
3. ALL DIMENSIONS AND LEVELS ARE IN MILLIMETRES UNLESS NOTED OTHERWISE. ALL DIMENSIONS TO BE VERIFIED ON SITE & APPROVED BY THE ENGINEER.
4. THIS DRAWING SHOULD BE READ IN CONJUNCTION WITH OTHER RELEVANT ARCHITECTURAL, STRUCTURAL, MECHANICAL AND ELECTRICAL DRAWINGS AND ALL RELEVANT SECTIONS OF THE SPECIFICATIONS.
5. ALL SERVICES CUT-OUTS, DUCTS AND EQUIPMENTS, PLINTH ARE SHOWN INDICATIVE ONLY. CONTRACTOR TO CO-ORDINATE THESE WITH THE SERVICES AND STRUCTURAL DRAWINGS.
6. THE CONTRACTOR SHALL COORDINATE ALL MECHANICAL FLOOR/WALL SLEEVES AND SHAFTS IN CONCRETE SLABS/WALLS WITH MECHANICAL, PLUMBING, FIRE PROTECTION, ELECTRICAL, STRUCTURAL AND ARCHITECTURAL DRAWINGS AND DISCREPANCIES, IF ANY, TO BE BROUGHT TO NOTICE OF THE ARCHITECT/ENGINEER PRIOR TO EXECUTION OF WORK.

KEY PLAN:



LEGEND:

	STR. COLUMNS & SHEAR WALLS
	200 MM WALL (AAC BRICK)
	100 MM WALL (AAC BRICK)
	200 MM WALL (POROTHERM BRICK)
	AS PER DETAIL
	LEDGE WALL

Rev	Description	Date	Checked	Authorised
R0	For Information Only/GFC	30/06/2023	Abhishek	Sujith

PROJECT:
THE-ORIGIN TOWER-1
 IZZATH NAGAR, HYDERABAD

CLIENT:
360LIFE SUSTAINABLE LUXURY HOMES LLP
 RESIDENTIAL DEVELOPMENT AT IZZATH NAGAR, HYDERABAD

ARCHITECT:
360LIFE DESIGN STUDIO INTL. LLP
 RD NO. 03, VST COLONY BANJARA HILLS, HYDERABAD TELANGANA - 500082
 E-MAIL ID: arch11.360life@gmail.com

MEP:
360LIFE DESIGN STUDIO INTL. LLP
 RD NO. 03, VST COLONY BANJARA HILLS, HYDERABAD TELANGANA - 500082
 E-MAIL ID: arch11.360life@gmail.com

DRAWING TITLE:

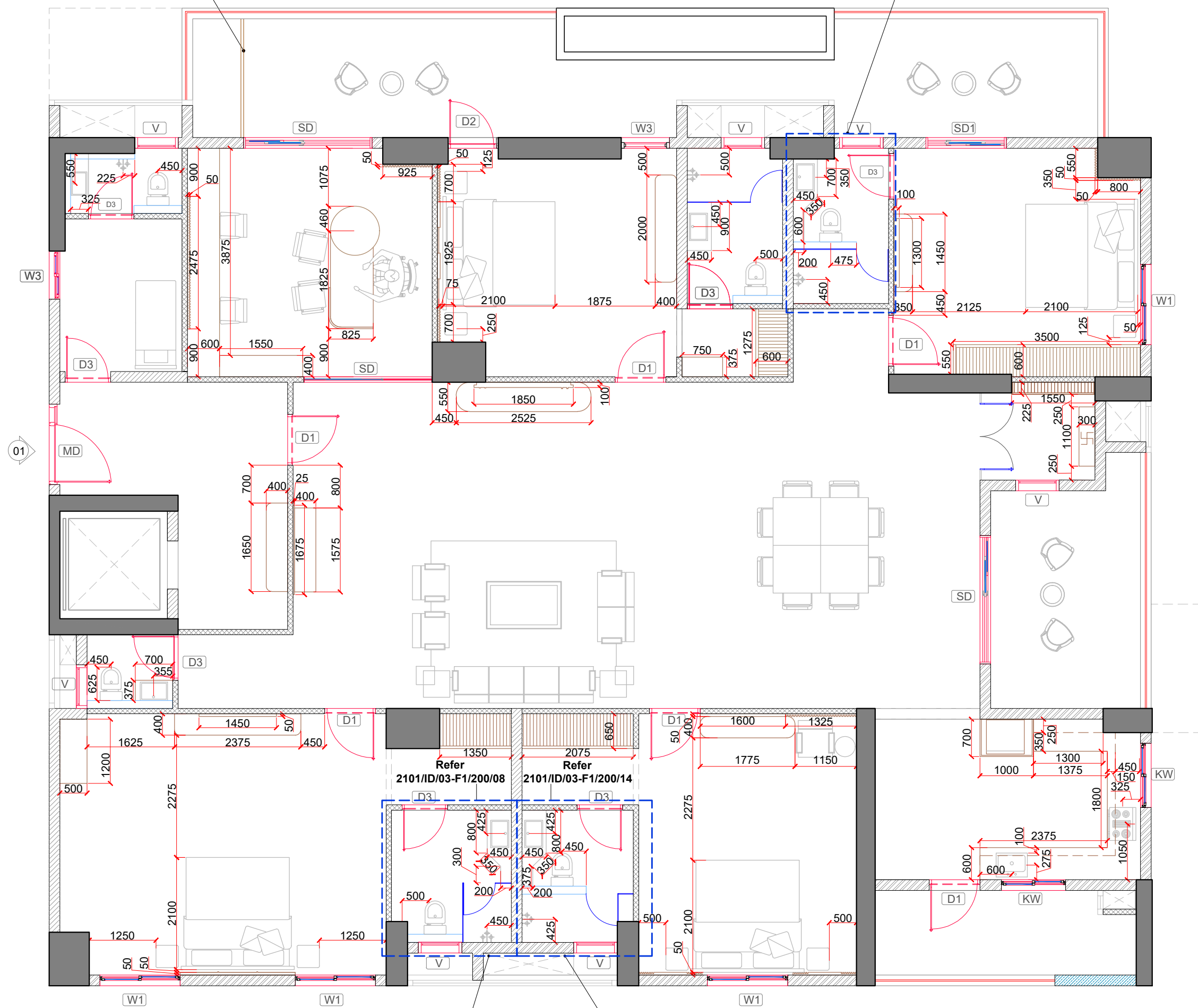
FLOOR PLAN
FLOOR 03 FLAT NO. 01

SCALE	DRAWN	CHECKED	AUTHORISED	North
1: 75	SWATI	ABHISHEK/SYAM	SUJITH	
Issued Date:	Project Code:		2101	Rev
30 JUNE 2023				R0
Drawing Number:	2101/ID/03-F1/100/01			

1 FLOOR PLAN
 SCALE: 1:75

As per Developer's Package

Refer 2101/ID/03-F1/200/16



2 FURNITURE MARK UP LAYOUT
SCALE: 1:75

Refer 2101/ID/03-F1/200/08

Refer 2101/ID/03-F1/200/13

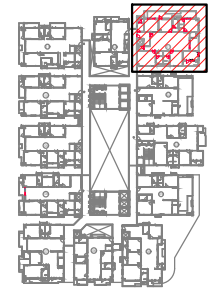
Refer 2101/ID/03-F1/200/08

Refer 2101/ID/03-F1/200/14

GENERAL NOTES:

1. THIS DRAWING IS THE COPYRIGHT OF 360LIFE DESIGN STUDIO INTL PVT LTD AND MUST NOT BE RETAINED, COPIED OR USED WITHOUT THE ABOVE CONSULTANT'S AUTHORITY.
2. DO NOT SCALE FROM THE DRAWINGS.
3. ALL DIMENSIONS AND LEVELS ARE IN MILLIMETRES UNLESS NOTED OTHERWISE. ALL DIMENSIONS TO BE VERIFIED ON SITE & APPROVED BY THE ENGINEER.
4. THIS DRAWING SHOULD BE READ IN CONJUNCTION WITH OTHER RELEVANT ARCHITECTURAL, STRUCTURAL, MECHANICAL AND ELECTRICAL DRAWINGS AND ALL RELEVANT SECTIONS OF THE SPECIFICATIONS.
5. ALL SERVICES CUT-OUTS, DUCTS AND EQUIPMENTS, PLINTH ARE SHOWN INDICATIVE ONLY. CONTRACTOR TO CO-ORDINATE THESE WITH THE SERVICES AND STRUCTURAL DRAWINGS.
6. THE CONTRACTOR SHALL COORDINATE ALL MECHANICAL FLOOR/ WALL SLEEVES AND SHAFTS IN CONCRETE SLABS/ WALLS WITH MECHANICAL, PLUMBING, FIRE PROTECTION, ELECTRICAL, STRUCTURAL AND ARCHITECTURAL DRAWINGS AND DISCREPANCIES, IF ANY, TO BE BROUGHT TO NOTICE OF THE ARCHITECT/ ENGINEER PRIOR TO EXECUTION OF WORK.

KEY PLAN:



LEGEND:

	STR. COLUMNS & SHEAR WALLS
	200 MM WALL (AAC BRICK)
	100 MM WALL (AAC BRICK)
	200 MM WALL (POROTHERM BRICK)
	AS PER DETAIL
	LEDGE WALL

Rev	Description	Date	Checked	Authorised
R0	For Information Only/GFC	30/06/2023	Abhishek	Sujith

PROJECT:
THE-ORIGIN TOWER-1
IZZATH NAGAR, HYDERABAD

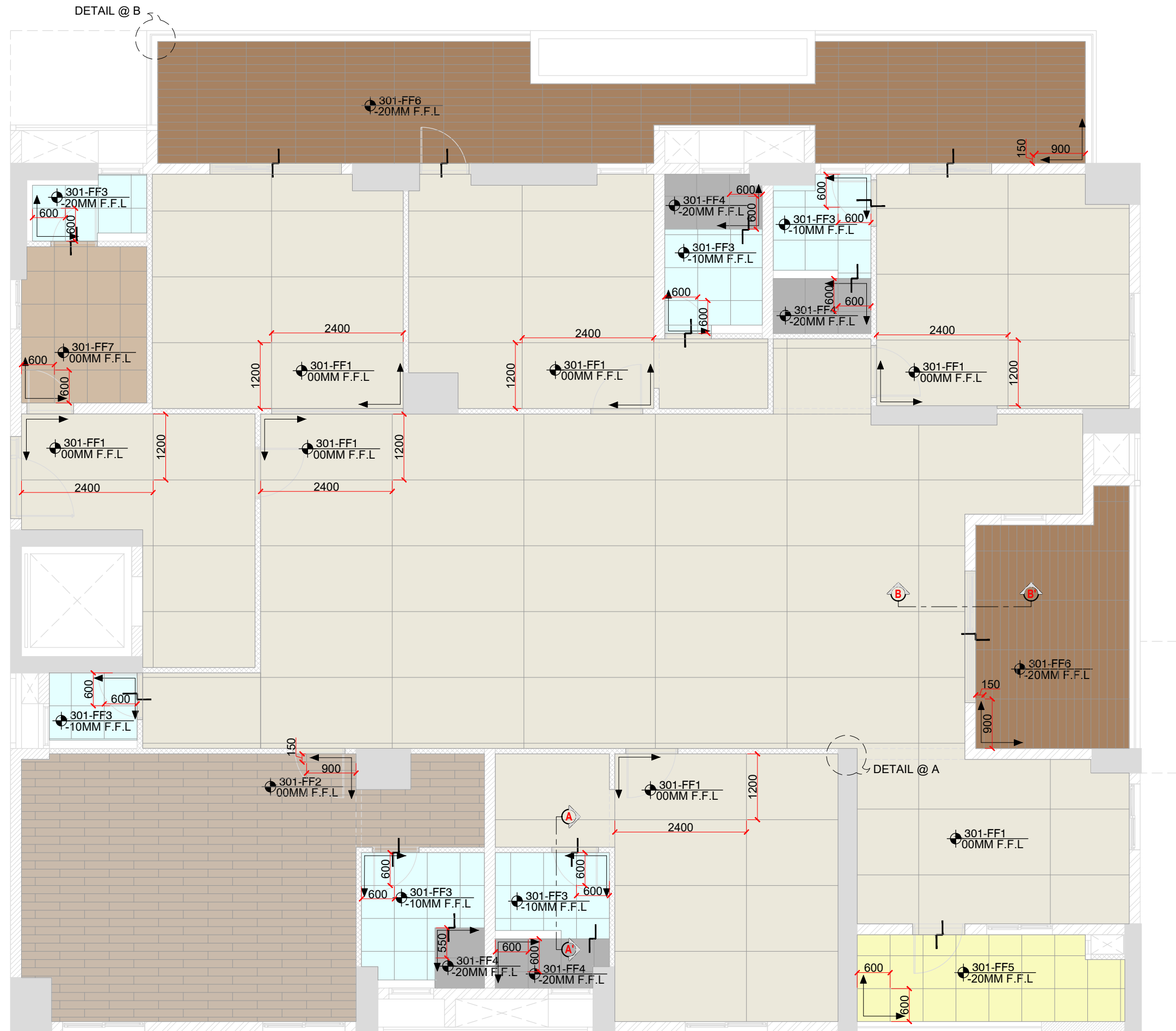
CLIENT:
360LIFE SUSTAINABLE LUXURY HOMES LLP
RESIDENTIAL DEVELOPMENT AT IZZATH NAGAR, HYDERABAD

ARCHITECT:
360LIFE DESIGN STUDIO INTL. LLP
RD NO. 03, VST COLONY BANJARA HILLS, HYDERABAD TELANGANA - 500082
E-MAIL ID: arch11.360life@gmail.com

MEP:
360LIFE DESIGN STUDIO INTL. LLP
RD NO. 03, VST COLONY BANJARA HILLS, HYDERABAD TELANGANA - 500082
E-MAIL ID: arch11.360life@gmail.com

DRAWING TITLE:
FURNITURE MARK-UP LAYOUT FLOOR 03 FLAT NO. 01

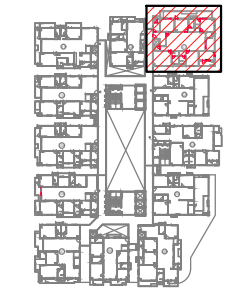
SCALE	DRAWN	CHECKED	AUTHORISED	North
1:75	SWATI	ABHISHEK/SYAM	SUJITH	
Issued Date:	Project Code:		2101	
30 JUNE 2023				
Drawing Number:	2101/ID/03-F1/100/02			Rev
				R0



GENERAL NOTES:

1. THIS DRAWING IS THE COPYRIGHT OF 360LIFE DESIGN STUDIO INTL PVT LTD. AND MUST NOT BE RETAINED, COPIED OR USED WITHOUT THE ABOVE CONSULTANT'S AUTHORITY.
2. DO NOT SCALE FROM THE DRAWINGS.
3. ALL DIMENSIONS AND LEVELS ARE IN MILLIMETRES UNLESS NOTED OTHERWISE. ALL DIMENSIONS TO BE VERIFIED ON SITE & APPROVED BY THE ENGINEER.
4. THIS DRAWING SHOULD BE READ IN CONJUNCTION WITH OTHER RELEVANT ARCHITECTURAL, STRUCTURAL, MECHANICAL AND ELECTRICAL DRAWINGS AND ALL RELEVANT SECTIONS OF THE SPECIFICATIONS.
5. ALL SERVICES CUT-OUTS, DUCTS AND EQUIPMENTS, PLINTH ARE SHOWN INDICATIVE ONLY. CONTRACTOR TO CO-ORDINATE THESE WITH THE SERVICES AND STRUCTURAL DRAWINGS.
6. THE CONTRACTOR SHALL COORDINATE ALL MECHANICAL FLOOR/ WALL SLEEVES AND SHAFTS IN CONCRETE SLABS/ WALLS WITH MECHANICAL, PLUMBING, FIRE PROTECTION, ELECTRICAL, STRUCTURAL AND ARCHITECTURAL DRAWINGS AND DISCREPANCIES, IF ANY, TO BE BROUGHT TO NOTICE OF THE ARCHITECT/ ENGINEER PRIOR TO EXECUTION OF WORK.

KEY PLAN:



LEGEND:

S.NO.	HATCH	SPECIFICATION	AREA (SFT)
301-FF1	[Hatch]	2400 x 1200 I MARBLE TILE	2178.5
301-FF2	[Hatch]	900 x 150 SPC WOODEN FINISH TILES	352
301-FF3	[Hatch]	600 x 1500 I MARBLE ANTI-SKID TILES	195
301-FF4	[Hatch]	600 x 1500 I MARBLE ANTI-SKID TILES	68
301-FF5	[Hatch]	600 x 600 I MARBLE ANTI-SKID TILES	82
301-FF6	[Hatch]	900 x 150 SPC WOODEN FINISH TILES	163.5
301-FF7	[Hatch]	600 x 600 VITRIFIED TILES	73

Rev	Description	Date	Checked	Authorised
R0	For Information Only/GFC	30/06/2023	Abhishek	Sujith

PROJECT:
THE-ORIGIN TOWER-1
 IZZATH NAGAR, HYDERABAD

CLIENT:
360LIFE SUSTAINABLE LUXURY HOMES LLP
 RESIDENTIAL DEVELOPMENT AT IZZATH NAGAR, HYDERABAD

ARCHITECT:
360LIFE DESIGN STUDIO INTL. LLP
 RD NO. 03, VST COLONY BANJARA HILLS, HYDERABAD TELANGANA - 500082
 E-MAIL ID: arch11.360life@gmail.com

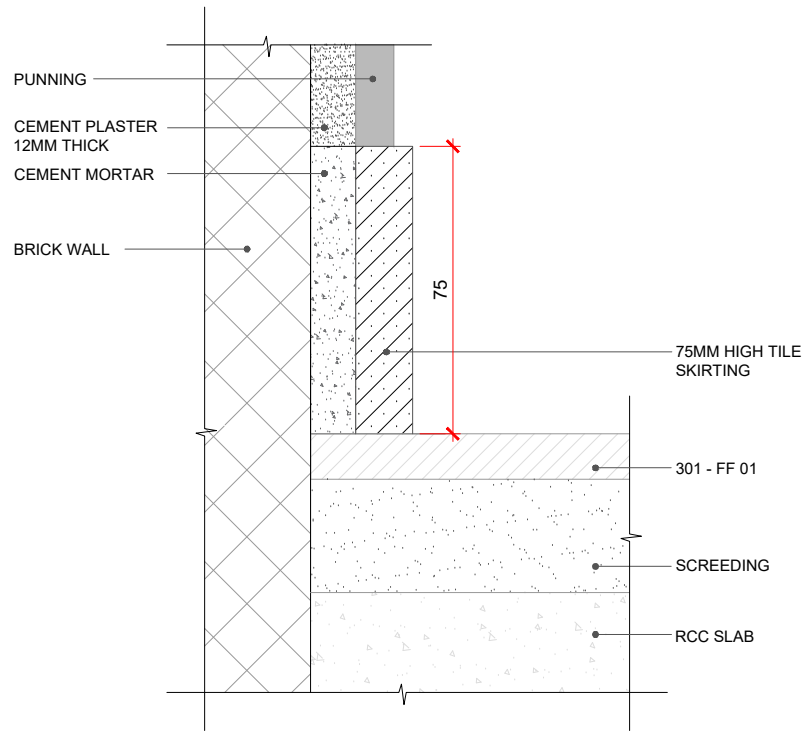
MEP:
360LIFE DESIGN STUDIO INTL. LLP
 RD NO. 03, VST COLONY BANJARA HILLS, HYDERABAD TELANGANA - 500082
 E-MAIL ID: arch11.360life@gmail.com

DRAWING TITLE:

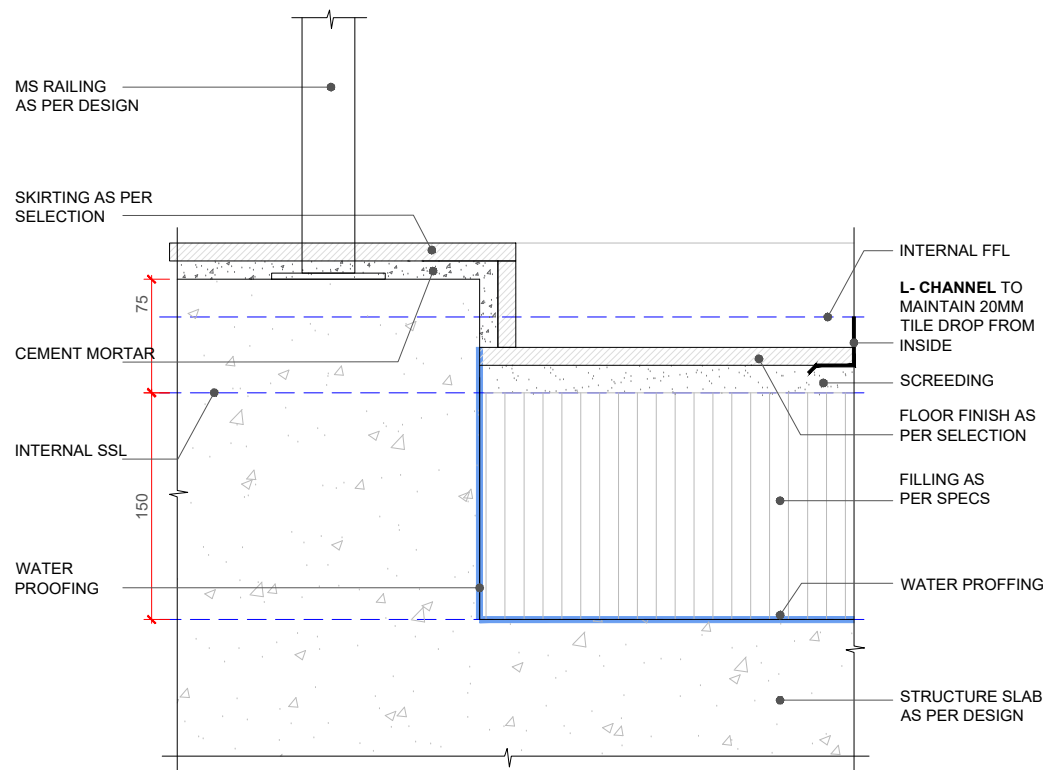
FLOORING LAYOUT FLOOR 03 FLAT NO. 01

SCALE	DRAWN	CHECKED	AUTHORISED	North
1:75	SWATI	ABHISHEK/SYAM	SUJITH	[North Arrow]
Issued Date:	30 JUNE 2023		Project Code:	2101
Drawing Number:	2101/ID/03-F1/100/03A			Rev R0

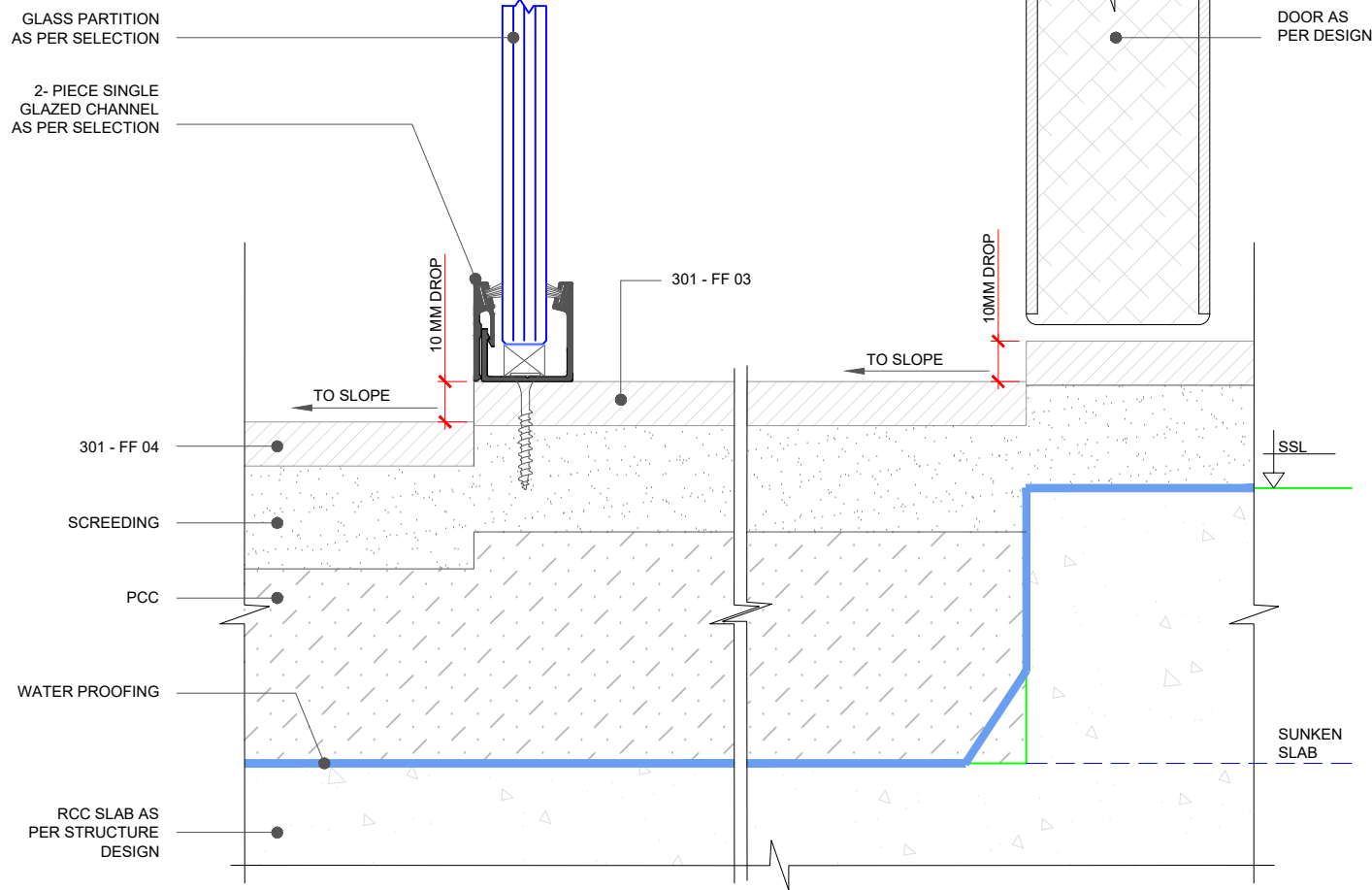
3 FLOORING LAYOUT
 SCALE: 1:75



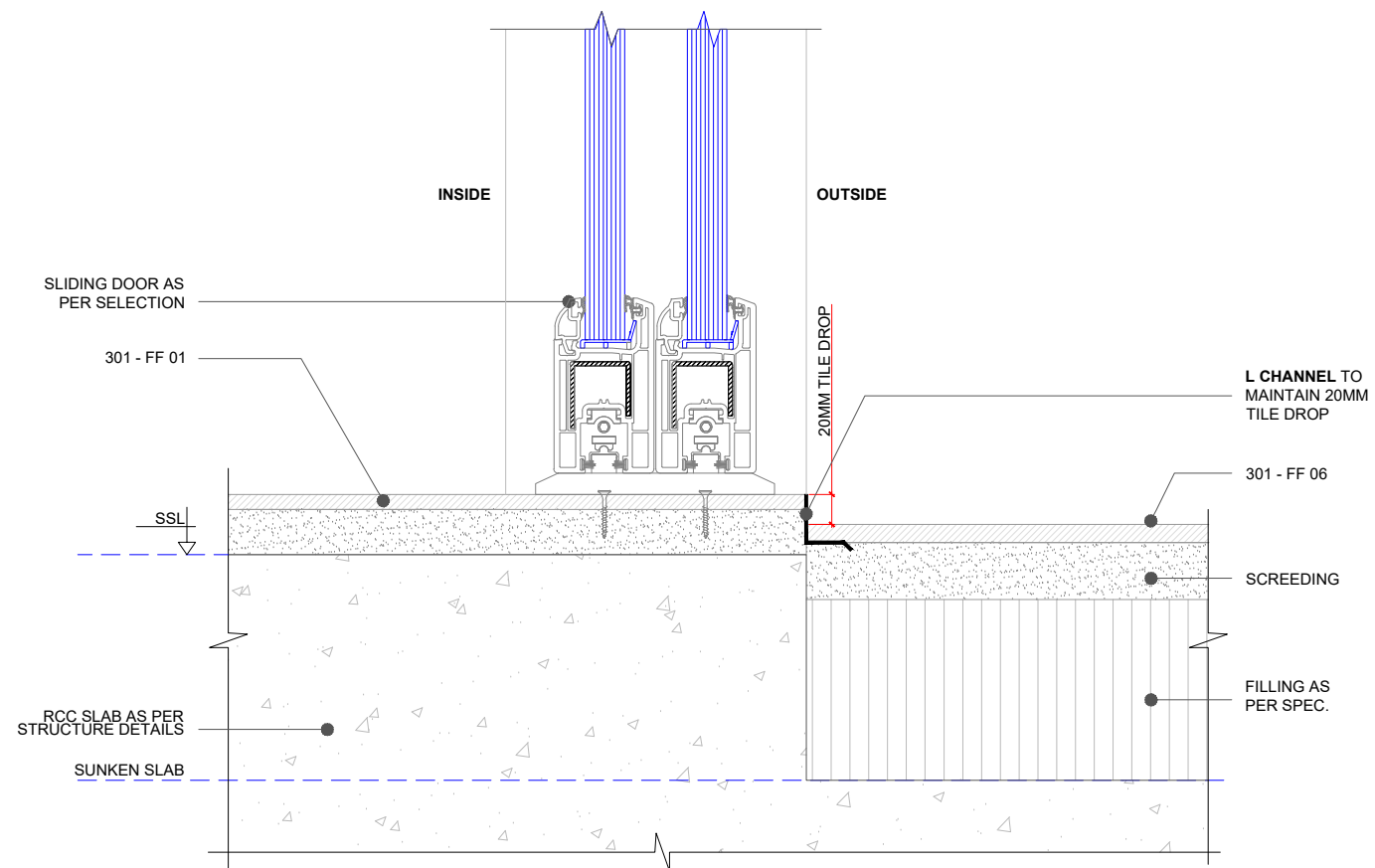
D1 DETAIL@A
SCALE: 1:2



D3 DETAIL@B
SCALE: 1:5



D2 SECTION@AA'
SCALE: 1:2

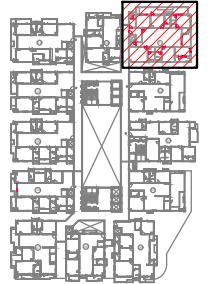


D4 SECTION@BB'
SCALE: 1:5

GENERAL NOTES:

1. THIS DRAWING IS THE COPYRIGHT OF 360LIFE DESIGN STUDIO INTL PVT LTD AND MUST NOT BE RETAINED, COPIED OR USED WITHOUT THE ABOVE CONSULTANT'S AUTHORITY.
2. DO NOT SCALE FROM THE DRAWINGS.
3. ALL DIMENSIONS AND LEVELS ARE IN MILLIMETRES UNLESS NOTED OTHERWISE. ALL DIMENSIONS TO BE VERIFIED ON SITE & APPROVED BY THE ENGINEER.
4. THIS DRAWING SHOULD BE READ IN CONJUNCTION WITH OTHER RELEVANT ARCHITECTURAL, STRUCTURAL, MECHANICAL AND ELECTRICAL DRAWINGS AND ALL RELEVANT SECTIONS OF THE SPECIFICATIONS.
5. ALL SERVICES CUT-OUTS, DUCTS AND EQUIPMENTS, PLINTH ARE SHOWN INDICATIVE ONLY. CONTRACTOR TO CO-ORDINATE THESE WITH THE SERVICES AND STRUCTURAL DRAWINGS.
6. THE CONTRACTOR SHALL COORDINATE ALL MECHANICAL FLOOR/ WALL SLEEVES AND SHAFTS IN CONCRETE SLABS/ WALLS WITH MECHANICAL, PLUMBING, FIRE PROTECTION, ELECTRICAL, STRUCTURAL AND ARCHITECTURAL DRAWINGS AND DISCREPANCIES, IF ANY, TO BE BROUGHT TO NOTICE OF THE ARCHITECT/ ENGINEER PRIOR TO EXECUTION OF WORK.

KEY PLAN:



Rev	Description	Date	Checked	Authorised
R0	For Information Only/GFC	30/06/2023	Abhishek	Sujith

PROJECT:
THE-ORIGIN TOWER-1
IZZATH NAGAR, HYDERABAD

CLIENT:
360LIFE SUSTAINABLE LUXURY HOMES LLP
RESIDENTIAL DEVELOPMENT AT IZZATH NAGAR, HYDERABAD

ARCHITECT:
360LIFE DESIGN STUDIO INTL. LLP
RD NO. 03,VST COLONY BANJARA HILLS, HYDERABAD TELANGANA - 500082
E-MAIL ID: arch11.360life@gmail.com

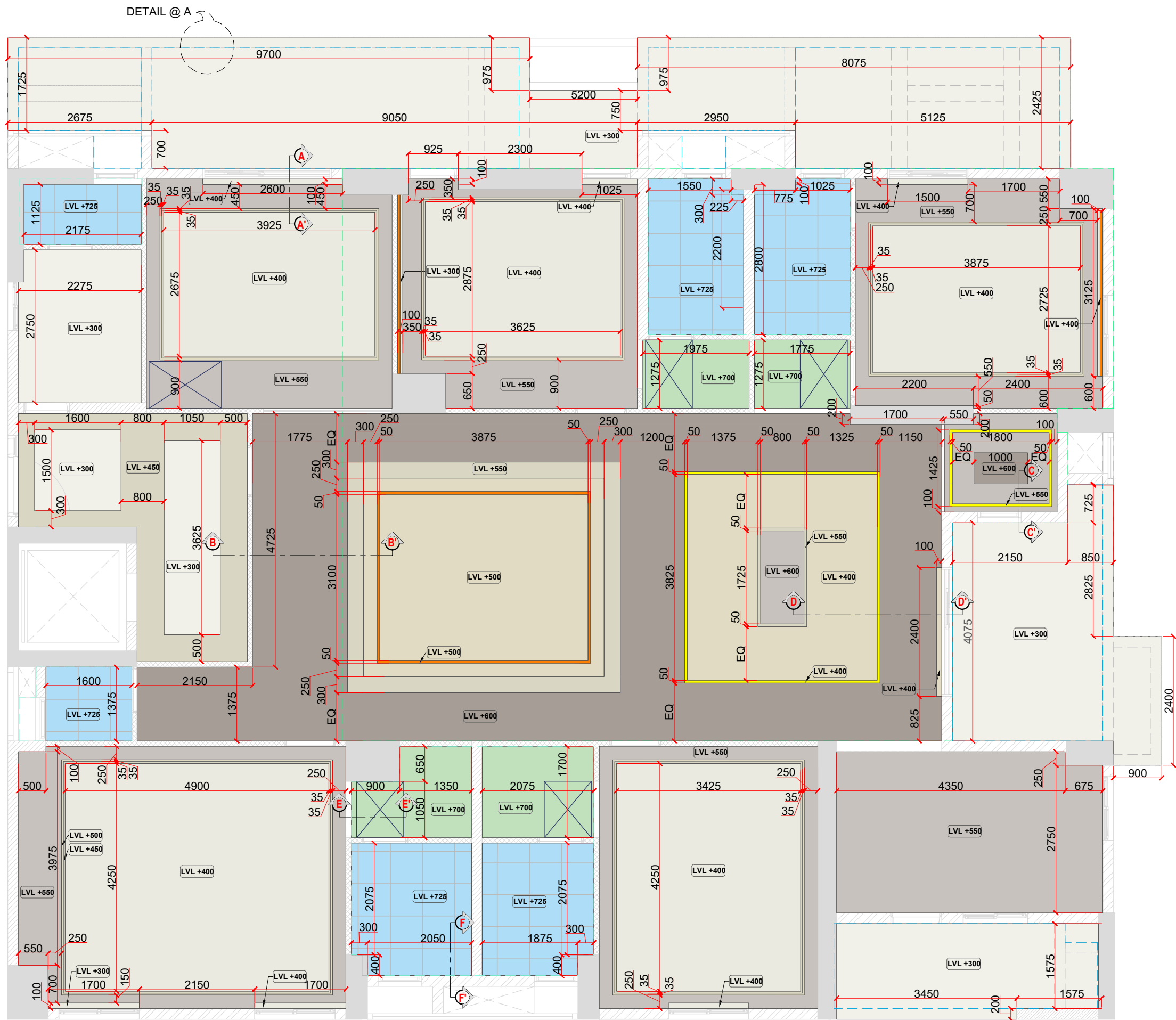
MEP:
360LIFE DESIGN STUDIO INTL. LLP
RD NO. 03,VST COLONY BANJARA HILLS, HYDERABAD TELANGANA - 500082
E-MAIL ID: arch11.360life@gmail.com

DRAWING TITLE:

FLOORING LAYOUT FLOOR 03 FLAT NO. 01

SCALE	DRAWN	CHECKED	AUTHORISED	North
As mentioned	SWATI	ABHISHEK/SYAM	SUJITH	North
Issued Date:	30 JUNE 2023		Project Code:	2101

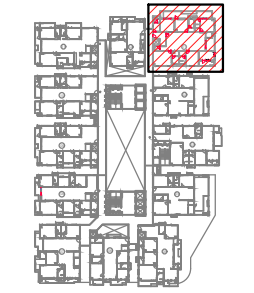
Drawing Number: **2101/ID/03-F1/100/03B** Rev R0



GENERAL NOTES:

1. THIS DRAWING IS THE COPYRIGHT OF 360LIFE DESIGN STUDIO INTL PVT LTD. AND MUST NOT BE RETAINED, COPIED OR USED WITHOUT THE ABOVE CONSULTANT'S AUTHORITY.
2. DO NOT SCALE FROM THE DRAWINGS.
3. ALL DIMENSIONS AND LEVELS ARE IN MILLIMETRES UNLESS NOTED OTHERWISE. ALL DIMENSIONS TO BE VERIFIED ON SITE & APPROVED BY THE ENGINEER.
4. THIS DRAWING SHOULD BE READ IN CONJUNCTION WITH OTHER RELEVANT ARCHITECTURAL, STRUCTURAL, MECHANICAL AND ELECTRICAL DRAWINGS AND ALL RELEVANT SECTIONS OF THE SPECIFICATIONS.
5. ALL SERVICES CUT-OUTS, DUCTS AND EQUIPMENTS, PLINTH ARE SHOWN INDICATIVE ONLY. CONTRACTOR TO CO-ORDINATE THESE WITH THE SERVICES AND STRUCTURAL DRAWINGS.
6. THE CONTRACTOR SHALL COORDINATE ALL MECHANICAL FLOOR/WALL SLEEVES AND SHAFTS IN CONCRETE SLABS/WALLS WITH MECHANICAL, PLUMBING, FIRE PROTECTION, ELECTRICAL, STRUCTURAL AND ARCHITECTURAL DRAWINGS AND DISCREPANCIES, IF ANY, TO BE BROUGHT TO NOTICE OF THE ARCHITECT/ENGINEER PRIOR TO EXECUTION OF WORK.

KEY PLAN:



LEGEND:

	BEAM LINE
	300MM THICK SLAB
	150MM SUNKEN SLAB
	75MM SUNKEN SLAB
	TRAP DOOR
	STRIP LIGHT
	PROFILE LIGHT

CEILING LEVEL LEGEND		
S.NO.	HATCH	
1		LEVEL FROM SLAB BOTTOM
2		LVL +300
3		LVL +400
4		LVL +550
5		LVL +600
6		LVL +700
7		LVL +725
8		LVL +725

R0	For Information Only/GFC	30/06/2023	Abhishek	Sujith
Rev	Description	Date	Checked	Authorised

PROJECT:
THE-ORIGIN TOWER-1
IZZATH NAGAR, HYDERABAD

CLIENT:
360LIFE SUSTAINABLE LUXURY HOMES LLP
RESIDENTIAL DEVELOPMENT
AT IZZATH NAGAR, HYDERABAD

ARCHITECT:
360LIFE DESIGN STUDIO INTL. LLP
RD NO. 03,VST COLONY BANJARA HILLS,
HYDERABAD TELANGANA - 500082
E-MAIL ID: arch11.360life@gmail.com

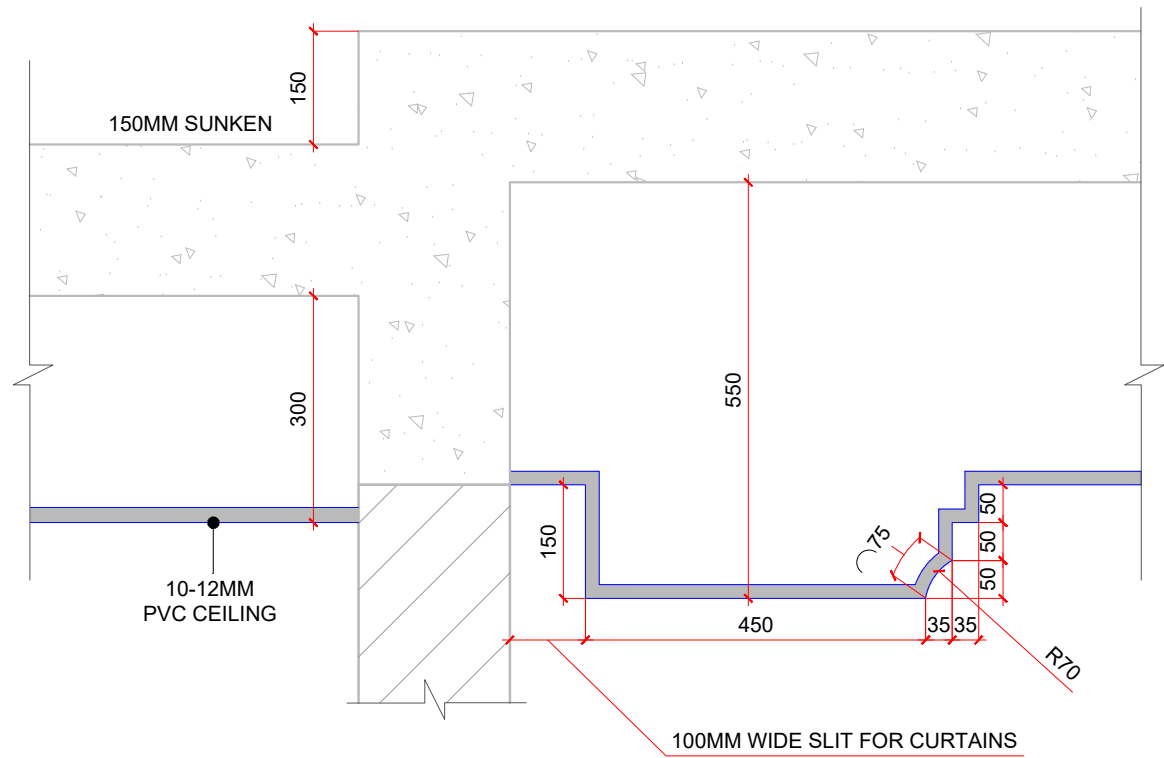
MEP:
360LIFE DESIGN STUDIO INTL. LLP
RD NO. 03,VST COLONY BANJARA HILLS,
HYDERABAD TELANGANA - 500082
E-MAIL ID: arch11.360life@gmail.com

DRAWING TITLE:

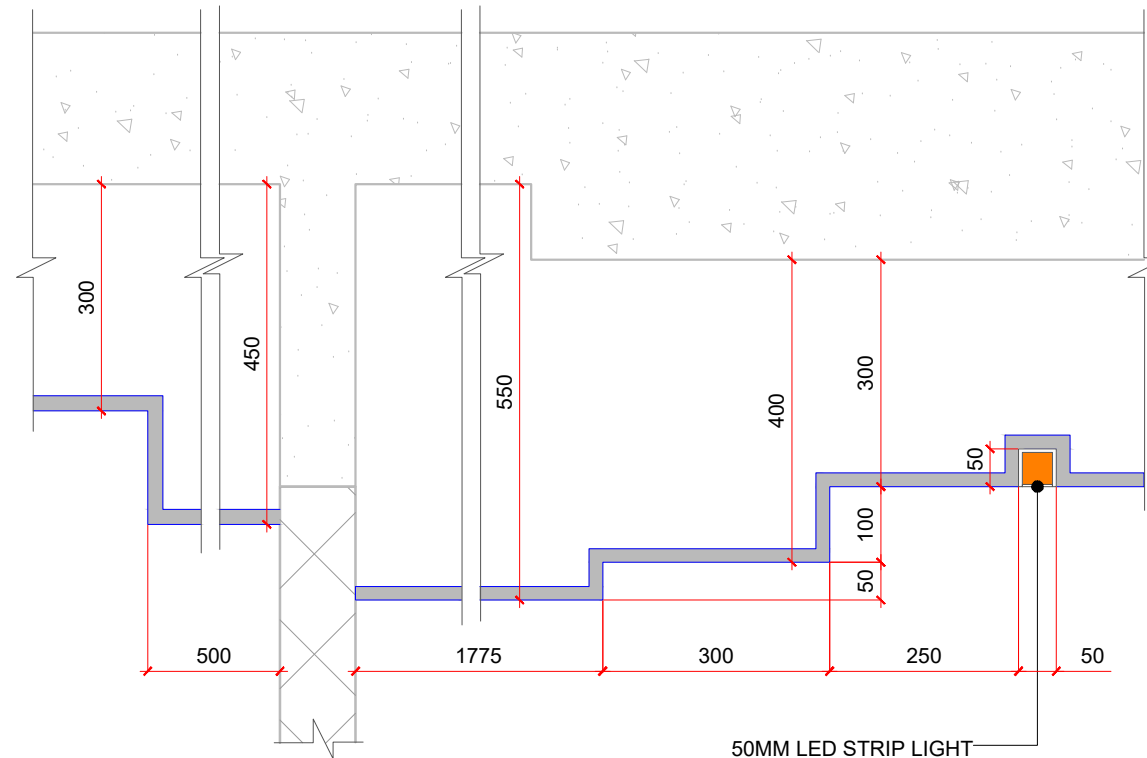
**RCP LAYOUT
FLOOR 03 FLAT NO. 01**

SCALE	DRAWN	CHECKED	AUTHORISED	North
1: 75	SWATI	ABHISHEK/ SYAM	SUJITH	
Issued Date:	Project Code:		2101	Rev
30 JUNE 2023				R0
Drawing Number:	2101/ID/03-F1/100/04A			

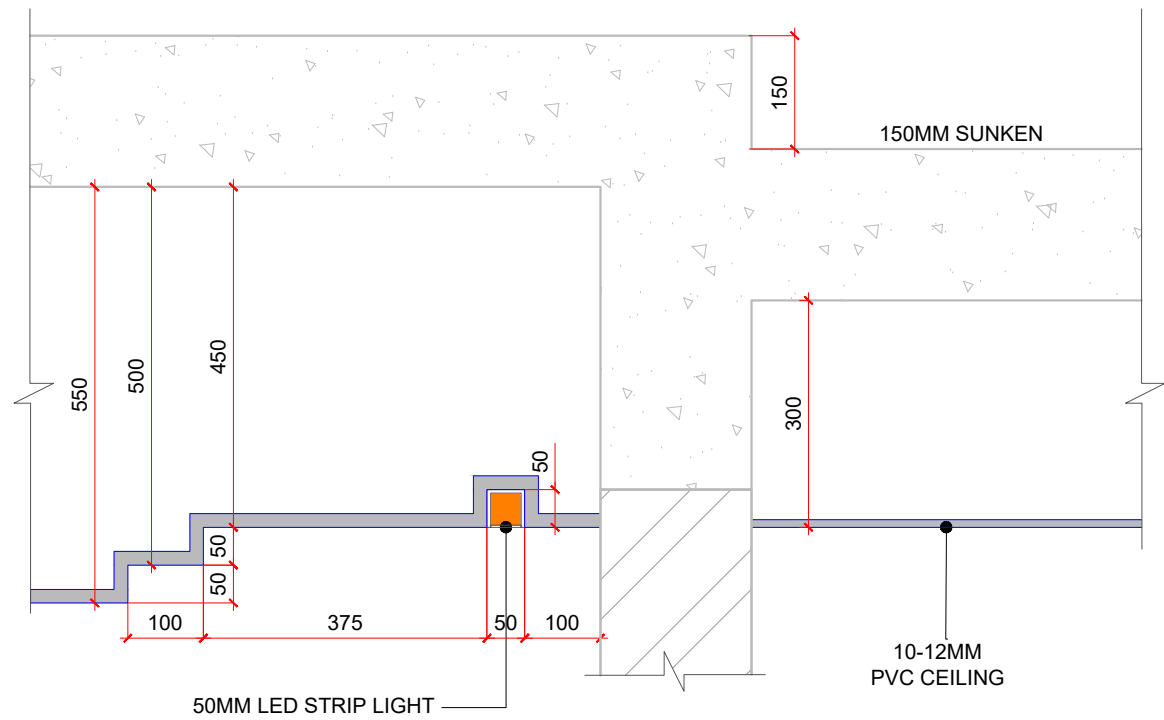
4 RCP LAYOUT
SCALE: 1:75



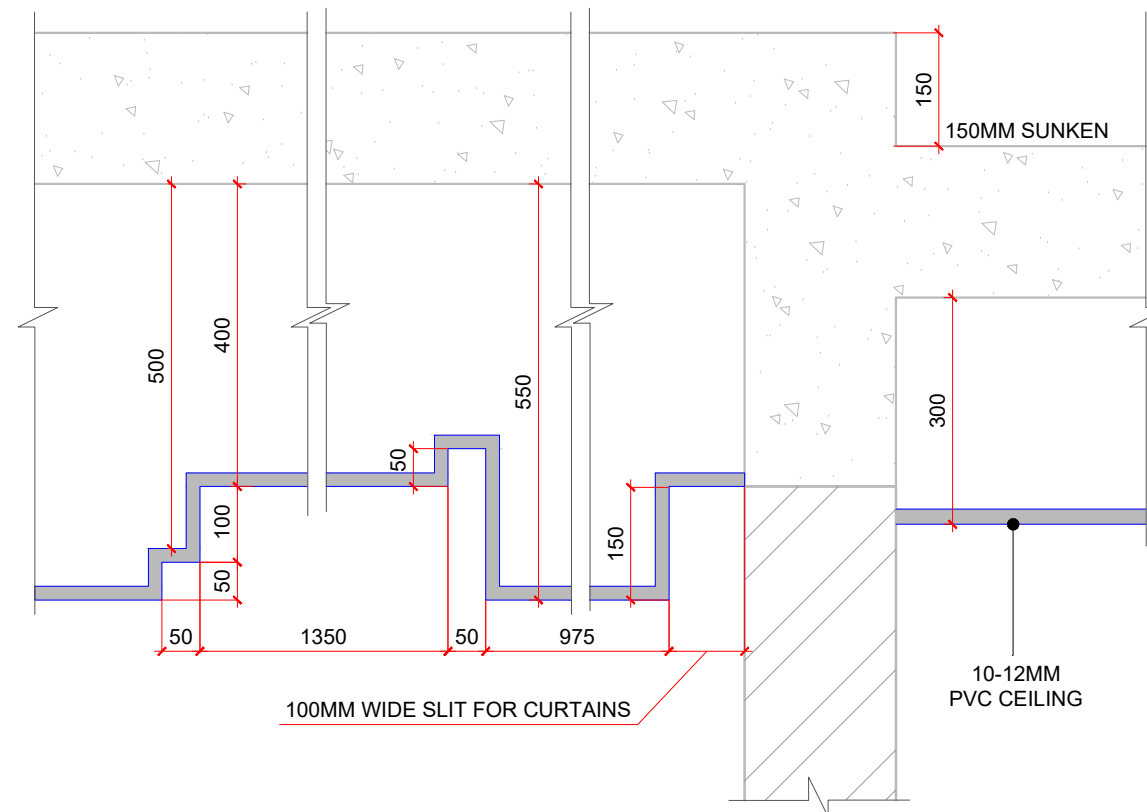
D1 SECTION@AA'
SCALE: 1:10



D2 SECTION@BB'
SCALE: 1:10



D3 SECTION@CC'
SCALE: 1:10

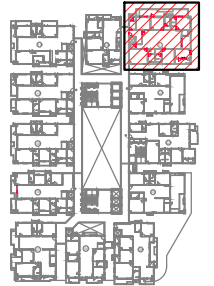


D4 SECTION@DD'
SCALE: 1:10

GENERAL NOTES:

1. THIS DRAWING IS THE COPYRIGHT OF 360LIFE DESIGN STUDIO INTL PVT LTD AND MUST NOT BE RETAINED, COPIED OR USED WITHOUT THE ABOVE CONSULTANT'S AUTHORITY.
2. DO NOT SCALE FROM THE DRAWINGS.
3. ALL DIMENSIONS AND LEVELS ARE IN MILLIMETRES UNLESS NOTED OTHERWISE. ALL DIMENSIONS TO BE VERIFIED ON SITE & APPROVED BY THE ENGINEER.
4. THIS DRAWING SHOULD BE READ IN CONJUNCTION WITH OTHER RELEVANT ARCHITECTURAL, STRUCTURAL, MECHANICAL AND ELECTRICAL DRAWINGS AND ALL RELEVANT SECTIONS OF THE SPECIFICATIONS.
5. ALL SERVICES CUT-OUTS, DUCTS AND EQUIPMENTS, PLINTH ARE SHOWN INDICATIVE ONLY. CONTRACTOR TO CO-ORDINATE THESE WITH THE SERVICES AND STRUCTURAL DRAWINGS.
6. THE CONTRACTOR SHALL COORDINATE ALL MECHANICAL FLOOR/ WALL SLEEVES AND SHAFTS IN CONCRETE SLABS/ WALLS WITH MECHANICAL, PLUMBING, FIRE PROTECTION, ELECTRICAL, STRUCTURAL AND ARCHITECTURAL DRAWINGS AND DISCREPANCIES, IF ANY, TO BE BROUGHT TO NOTICE OF THE ARCHITECT/ ENGINEER PRIOR TO EXECUTION OF WORK.

KEY PLAN:



LEGEND:

	50MM LED STRIP LIGHT
	18MM-20MM FALSE CEILING
	GRID CEILING
	TRAP DOOR

Rev	Description	Date	Checked	Authorised
R0	For Information Only/GFC	30/06/2023	Abhishek	Sujith

PROJECT:
THE-ORIGIN TOWER-1
IZZATH NAGAR, HYDERABAD

CLIENT:
360LIFE SUSTAINABLE LUXURY HOMES LLP
RESIDENTIAL DEVELOPMENT
AT IZZATH NAGAR, HYDERABAD

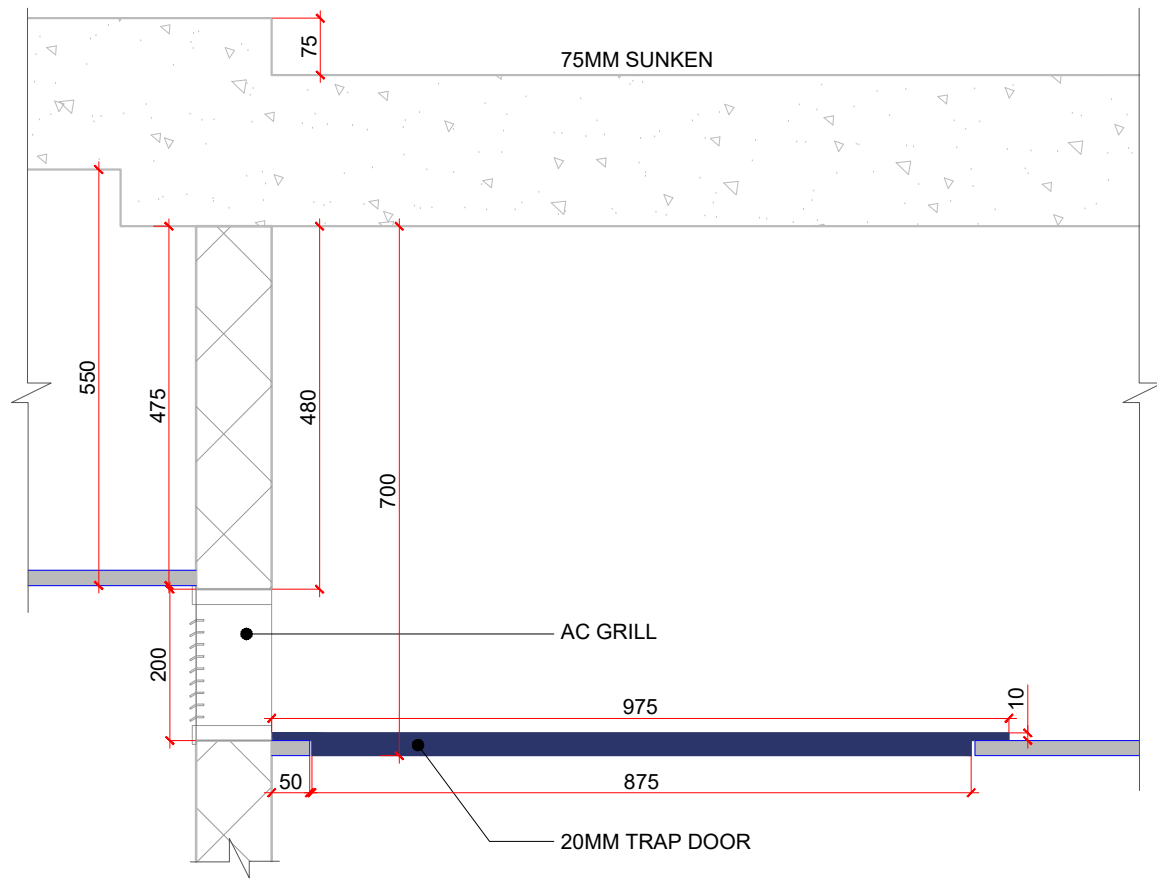
ARCHITECT:
360LIFE DESIGN STUDIO INTL. LLP
RD NO. 03,VST COLONY BANJARA HILLS,
HYDERABAD TELANGANA - 500082
E-MAIL ID: arch11.360life@gmail.com

MEP:
360LIFE DESIGN STUDIO INTL. LLP
RD NO. 03,VST COLONY BANJARA HILLS,
HYDERABAD TELANGANA - 500082
E-MAIL ID: arch11.360life@gmail.com

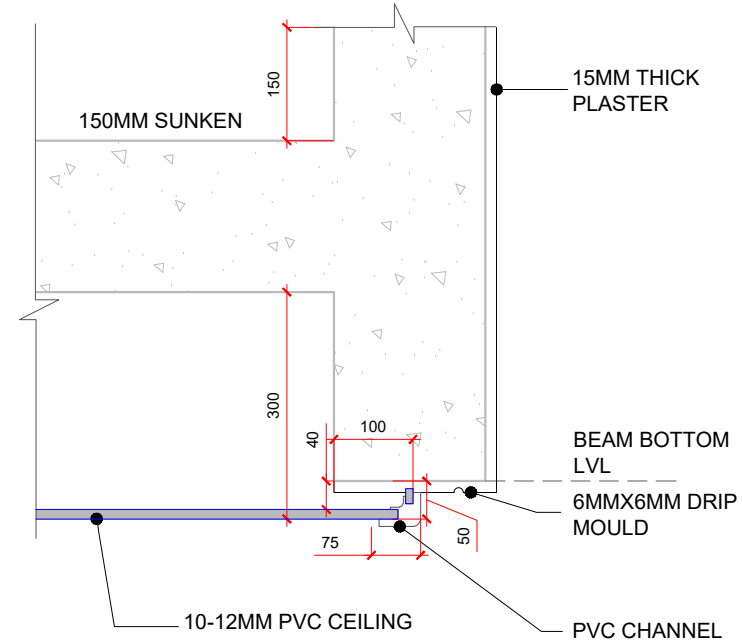
DRAWING TITLE:

**RCP LAYOUT
FLOOR 03 FLAT NO. 01**

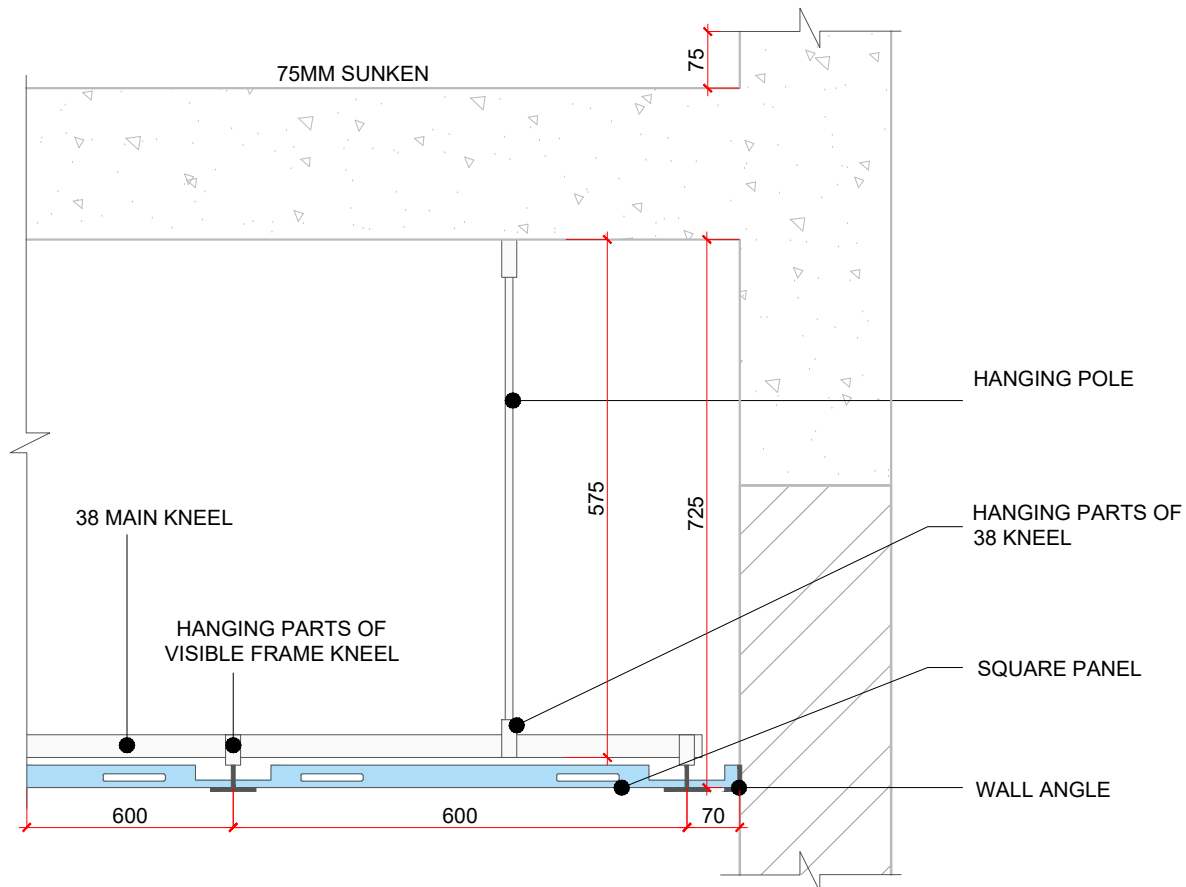
SCALE	DRAWN	CHECKED	AUTHORISED	North
1: 10	SWATI	ABHISHEK/ SYAM	SUJITH	
Issued Date:	Project Code:		2101	Rev
30 JUNE 2023				R0
Drawing Number:				
2101/ID/03-F1/100/04B				



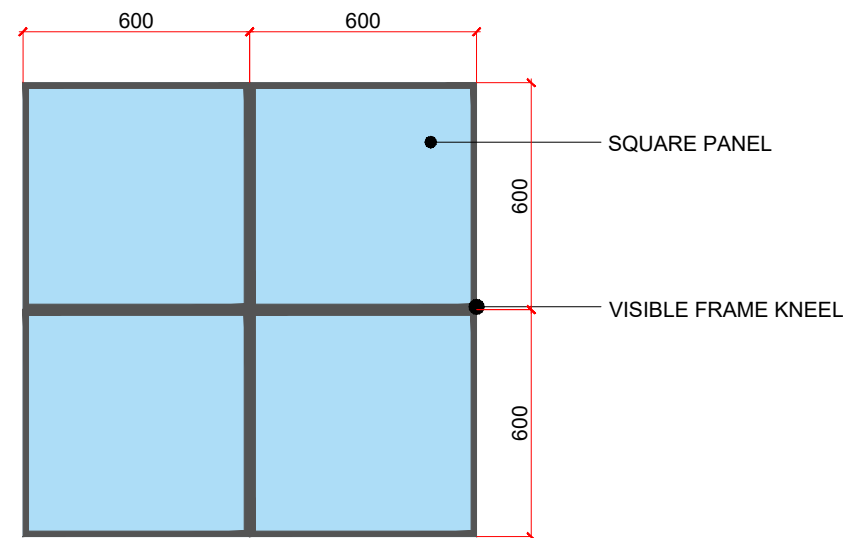
D5 SECTION@EE'
SCALE: 1:10



D6 DETAIL@A
SCALE: 1:10



D7 SECTION@FF'
SCALE: 1:10

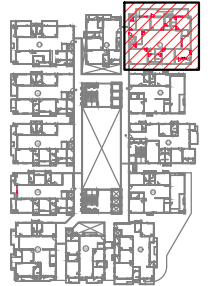


D8 GRID CEILING
SCALE: 1:20

GENERAL NOTES:

1. THIS DRAWING IS THE COPYRIGHT OF 360LIFE DESIGN STUDIO INTL PVT LTD. AND MUST NOT BE RETAINED, COPIED OR USED WITHOUT THE ABOVE CONSULTANT'S AUTHORITY.
2. DO NOT SCALE FROM THE DRAWINGS.
3. ALL DIMENSIONS AND LEVELS ARE IN MILLIMETRES UNLESS NOTED OTHERWISE. ALL DIMENSIONS TO BE VERIFIED ON SITE & APPROVED BY THE ENGINEER.
4. THIS DRAWING SHOULD BE READ IN CONJUNCTION WITH OTHER RELEVANT ARCHITECTURAL, STRUCTURAL, MECHANICAL AND ELECTRICAL DRAWINGS AND ALL RELEVANT SECTIONS OF THE SPECIFICATIONS.
5. ALL SERVICES CUT-OUTS, DUCTS AND EQUIPMENTS, PLINTH ARE SHOWN INDICATIVE ONLY. CONTRACTOR TO CO-ORDINATE THESE WITH THE SERVICES AND STRUCTURAL DRAWINGS.
6. THE CONTRACTOR SHALL COORDINATE ALL MECHANICAL FLOOR/ WALL SLEEVES AND SHAFTS IN CONCRETE SLABS/ WALLS WITH MECHANICAL, PLUMBING, FIRE PROTECTION, ELECTRICAL, STRUCTURAL AND ARCHITECTURAL DRAWINGS AND DISCREPANCIES, IF ANY, TO BE BROUGHT TO NOTICE OF THE ARCHITECT/ ENGINEER PRIOR TO EXECUTION OF WORK.

KEY PLAN:



LEGEND:

	50MM LED STRIP LIGHT
	18MM-20MM FALSE CEILING
	GRID CEILING
	TRAP DOOR

Rev	Description	Date	Checked	Authorised
R0	For Information Only/GFC	30/06/2023	Abhishek	Sujith

PROJECT:
THE-ORIGIN TOWER-1
IZZATH NAGAR, HYDERABAD

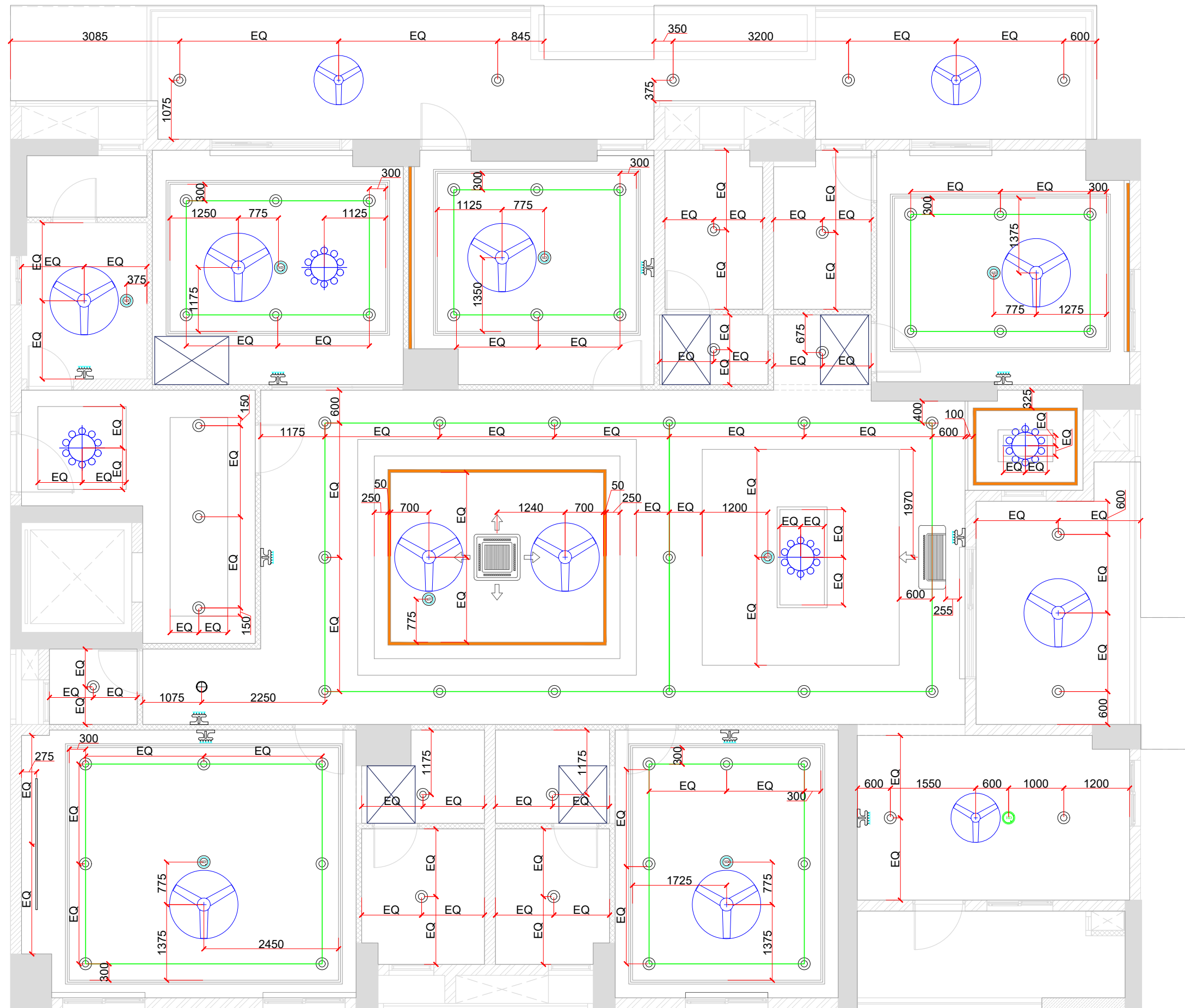
CLIENT:
360LIFE SUSTAINABLE LUXURY HOMES LLP
RESIDENTIAL DEVELOPMENT AT IZZATH NAGAR, HYDERABAD

ARCHITECT:
360LIFE DESIGN STUDIO INTL. LLP
RD NO. 03,VST COLONY BANJARA HILLS, HYDERABAD TELANGANA - 500082
E-MAIL ID: arch11.360life@gmail.com

MEP:
360LIFE DESIGN STUDIO INTL. LLP
RD NO. 03,VST COLONY BANJARA HILLS, HYDERABAD TELANGANA - 500082
E-MAIL ID: arch11.360life@gmail.com

DRAWING TITLE:
RCP LAYOUT FLOOR 03 FLAT NO. 01

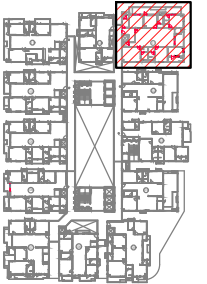
SCALE	DRAWN	CHECKED	AUTHORISED	North
As mentioned	SWATI	ABHISHEK/SYAM	SUJITH	
Issued Date:	Project Code:		2101	Rev
30 JUNE 2023				R0
Drawing Number:				
2101/ID/03-F1/100/04C				



GENERAL NOTES:

1. THIS DRAWING IS THE COPYRIGHT OF 360LIFE DESIGN STUDIO INTL PVT LTD. AND MUST NOT BE RETAINED, COPIED OR USED WITHOUT THE ABOVE CONSULTANT'S AUTHORITY.
2. DO NOT SCALE FROM THE DRAWINGS.
3. ALL DIMENSIONS AND LEVELS ARE IN MILLIMETRES UNLESS NOTED OTHERWISE. ALL DIMENSIONS TO BE VERIFIED ON SITE & APPROVED BY THE ENGINEER.
4. THIS DRAWING SHOULD BE READ IN CONJUNCTION WITH OTHER RELEVANT ARCHITECTURAL, STRUCTURAL, MECHANICAL AND ELECTRICAL DRAWINGS AND ALL RELEVANT SECTIONS OF THE SPECIFICATIONS.
5. ALL SERVICES CUT-OUTS, DUCTS AND EQUIPMENTS, PLINTH ARE SHOWN INDICATIVE ONLY. CONTRACTOR TO CO-ORDINATE THESE WITH THE SERVICES AND STRUCTURAL DRAWINGS.
6. THE CONTRACTOR SHALL COORDINATE ALL MECHANICAL FLOOR/ WALL SLEEVES AND SHAFTS IN CONCRETE SLABS/ WALLS WITH MECHANICAL, PLUMBING, FIRE PROTECTION, ELECTRICAL, STRUCTURAL AND ARCHITECTURAL DRAWINGS AND DISCREPANCIES, IF ANY, TO BE BROUGHT TO NOTICE OF THE ARCHITECT/ ENGINEER PRIOR TO EXECUTION OF WORK.

KEY PLAN:



LEGEND:

LEGEND		
SYMBOLS	DESCRIPTION	MOUNTING HEIGHT FROM FL
⊙	15W LED DOWN LIGHT	CEILING
⊙ (with fan)	CEILING FAN	CEILING
⊙ (with chandelier)	CHANDELIER	CEILING
—	TRACK LIGHTS	CEILING
— (with bar)	STRIP LIGHT	CEILING
⊙ (with dot)	HEAT DETECTOR	CEILING
⊙ (with cross)	SMOKE DETECTOR	CEILING
⊙ (with H)	SIDEWALL SPRINKLER (68° C)	200mm below RCP CEILING

R0	For Information Only/GFC	30/06/2023	Abhishek	Sujith
Rev	Description	Date	Checked	Authorised

PROJECT:
THE-ORIGIN TOWER-1
 IZZATH NAGAR, HYDERABAD

CLIENT:
360LIFE SUSTAINABLE LUXURY HOMES LLP
 RESIDENTIAL DEVELOPMENT AT IZZATH NAGAR, HYDERABAD

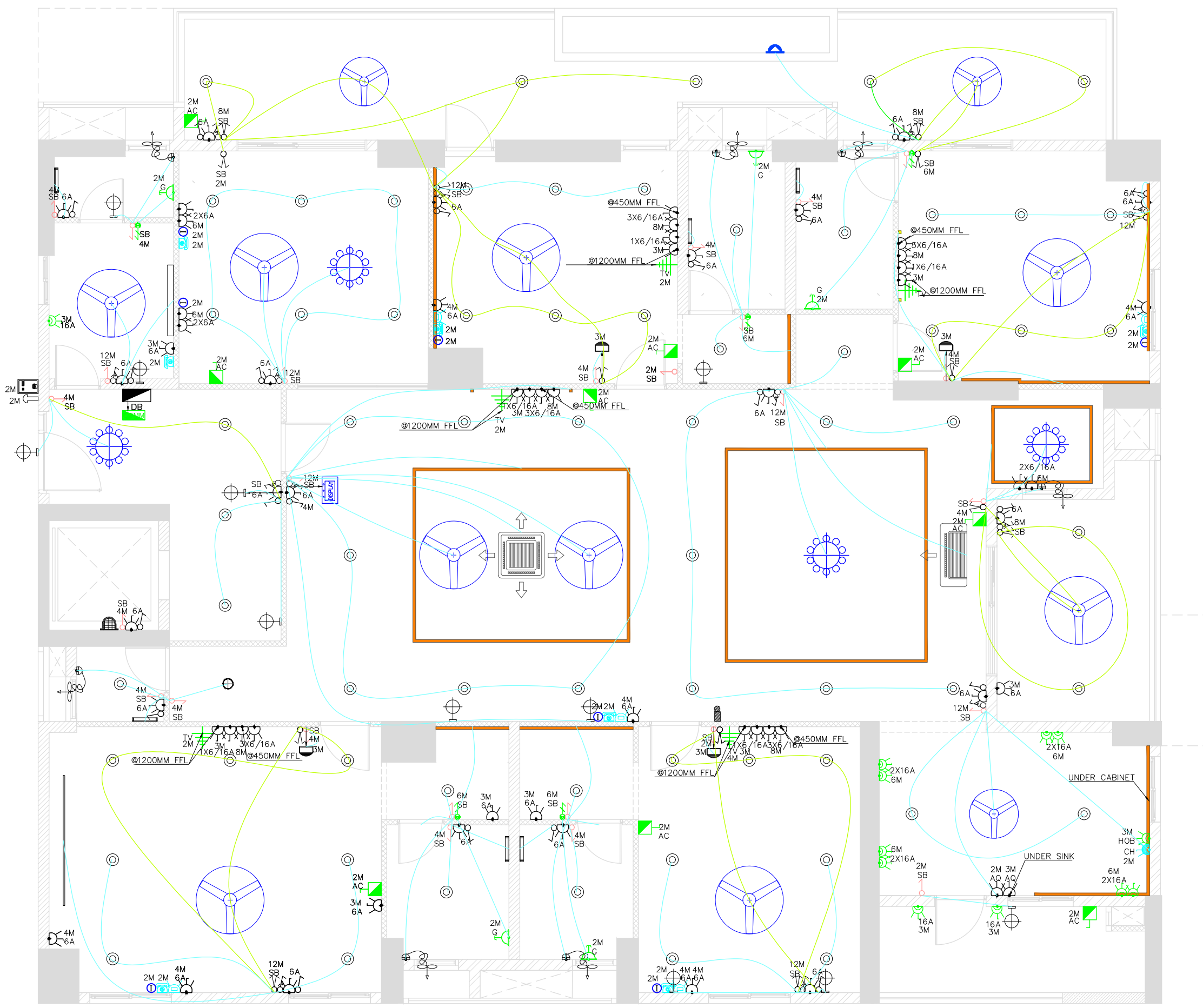
ARCHITECT:
360LIFE DESIGN STUDIO INTL. LLP
 RD NO. 03, VST COLONY BANJARA HILLS, HYDERABAD TELANGANA - 500082
 E-MAIL ID: arch11.360life@gmail.com

MEP:
360LIFE DESIGN STUDIO INTL. LLP
 RD NO. 03, VST COLONY BANJARA HILLS, HYDERABAD TELANGANA - 500082
 E-MAIL ID: arch11.360life@gmail.com

DRAWING TITLE:
ELECTRICAL MARK-UP LAYOUT FLOOR 03 FLAT NO. 01

SCALE	DRAWN	CHECKED	AUTHORISED	North
1: 75	SWATI	ABHISHEK/SYAM	SUJITH	↗
Issued Date:	Project Code:		2101	Rev
30 JUNE 2023				R0
Drawing Number:				
2101/ID/03-F1/100/05				

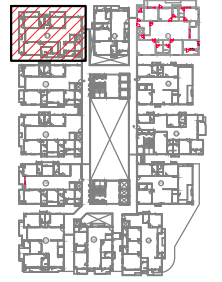
5 ELECTRICAL MARK UP LAYOUT
 SCALE: 1:75



GENERAL NOTES:

1. THIS DRAWING IS THE COPYRIGHT OF 360LIFE DESIGN STUDIO INTL PVT LTD AND MUST NOT BE RETAINED, COPIED OR USED WITHOUT THE ABOVE CONSULTANT'S AUTHORITY.
2. DO NOT SCALE FROM THE DRAWINGS.
3. ALL DIMENSIONS AND LEVELS ARE IN MILLIMETRES UNLESS NOTED OTHERWISE. ALL DIMENSIONS TO BE VERIFIED ON SITE & APPROVED BY THE ENGINEER.
4. THIS DRAWING SHOULD BE READ IN CONJUNCTION WITH OTHER RELEVANT ARCHITECTURAL, STRUCTURAL, MECHANICAL AND ELECTRICAL DRAWINGS AND ALL RELEVANT SECTIONS OF THE SPECIFICATIONS.
5. ALL SERVICES CUT-OUTS, DUCTS AND EQUIPMENTS, PLINTH ARE SHOWN INDICATIVE ONLY. CONTRACTOR TO CO-ORDINATE THESE WITH THE SERVICES AND STRUCTURAL DRAWINGS.
6. THE CONTRACTOR SHALL COORDINATE ALL MECHANICAL FLOOR/ WALL SLEEVES AND SHAFTS IN CONCRETE SLABS/ WALLS WITH MECHANICAL, PLUMBING, FIRE PROTECTION, ELECTRICAL, STRUCTURAL AND ARCHITECTURAL DRAWINGS AND DISCREPANCIES, IF ANY, TO BE BROUGHT TO NOTICE OF THE ARCHITECT/ ENGINEER PRIOR TO EXECUTION OF WORK.

KEY PLAN:



Rev	Description	Date	Checked	Authorised
R0	For Information Only/GFC	30/06/2023	Abhishek	Sujith

PROJECT:
THE-ORIGIN TOWER-1
 IZZATH NAGAR, HYDERABAD

CLIENT:
360LIFE SUSTAINABLE LUXURY HOMES LLP
 RESIDENTIAL DEVELOPMENT
 AT IZZATH NAGAR, HYDERABAD

ARCHITECT:
360LIFE DESIGN STUDIO INTL. LLP
 RD NO. 03,VST COLONY BANJARA HILLS,
 HYDERABAD TELANGANA - 500082
 E-MAIL ID: arch11.360life@gmail.com

MEP:
360LIFE DESIGN STUDIO INTL. LLP
 RD NO. 03,VST COLONY BANJARA HILLS,
 HYDERABAD TELANGANA - 500082
 E-MAIL ID: arch11.360life@gmail.com

DRAWING TITLE:

**ELECTRICAL LOOPING LAYOUT
 FLOOR 03 FLAT NO. 01**

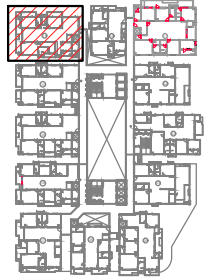
SCALE	DRAWN	CHECKED	AUTHORISED	North
1: 75	SWATI	ABHISHEK/SYAM	SUJITH	
Issued Date:	30 JUNE 2023		Project Code:	2101
Drawing Number:	2101/ID/03-F1/100/06A			Rev R0

6A ELECTRICAL LOOPING LAYOUT
 SCALE: 1:75

GENERAL NOTES:

1. THIS DRAWING IS THE COPYRIGHT OF 360LIFE DESIGN STUDIO INTL PVT LTD. AND MUST NOT BE RETAINED, COPIED OR USED WITHOUT THE ABOVE CONSULTANT'S AUTHORITY.
2. DO NOT SCALE FROM THE DRAWINGS.
3. ALL DIMENSIONS AND LEVELS ARE IN MILLIMETRES UNLESS NOTED OTHERWISE. ALL DIMENSIONS TO BE VERIFIED ON SITE & APPROVED BY THE ENGINEER.
4. THIS DRAWING SHOULD BE READ IN CONJUNCTION WITH OTHER RELEVANT ARCHITECTURAL, STRUCTURAL, MECHANICAL AND ELECTRICAL DRAWINGS AND ALL RELEVANT SECTIONS OF THE SPECIFICATIONS.
5. ALL SERVICES CUT-OUTS, DUCTS AND EQUIPMENTS, PLINTH ARE SHOWN INDICATIVE ONLY. CONTRACTOR TO CO-ORDINATE THESE WITH THE SERVICES AND STRUCTURAL DRAWINGS.
6. THE CONTRACTOR SHALL COORDINATE ALL MECHANICAL FLOOR/ WALL SLEEVES AND SHAFTS IN CONCRETE SLABS/ WALLS WITH MECHANICAL, PLUMBING, FIRE PROTECTION, ELECTRICAL, STRUCTURAL AND ARCHITECTURAL DRAWINGS AND DISCREPANCIES, IF ANY, TO BE BROUGHT TO NOTICE OF THE ARCHITECT/ ENGINEER PRIOR TO EXECUTION OF WORK.

KEY PLAN:



SYMBOLS	DESCRIPTION	MOUNTING HEIGHT FROM FL
	CEILING FAN	CEILING
	WALL BRACKET	100MM ABOVE FROM TOP OF LINTEL
	FOOT LIGHT	300MM
	11 W MIRROR LIGHT	2050MM
	EXHAUST FAN	2300MM
	1WAY SWITCH BOARD(BED SIDE)	600MM
	1WAY SWITCH BOARD (EXCEPT BED SIDE)	1350MM
	6/16A DEPENDENT SOCKET (BED SIDE)	600MM
	6/16A DEPENDENT SOCKET(EXCEPT BED SIDE)	1350MM
	15W LED DOWN LIGHT	CEILING
	TRACK LIGHTS	CEILING
	18W LED DOWN LIGHT	CEILING
	6/16A IND SOCKET	600MM
	6/16A IND SOCKET (WATER PURIFIER POINT)	1800MM
	6/16A IND SOCKET(CHIMNEY POINT)	1800MM
	6/16A IND SOCKET(HOB POINT)	600 MM
	16A SOCKET(LIFT LOBBY)	600 MM
	16A SOCKET	1200MM
	TELEPHONE POINT	600MM
	INTERNET POINT	600MM

SYMBOLS	DESCRIPTION	MOUNTING HEIGHT FROM FL
	USB SOCKET	600MM
	T.V POINT	600MM
	TWOWAY SWITCH BOARD (BED SIDE)	600MM
	TWOWAY SWITCH BOARD (EXCEPT BED SIDE)	1350MM
	FAN REGULATOR	1350MM
	GEYSER POINT	2700MM
	GEYSER SWITCH BOARD	1350MM
	CHANDELIER	CEILING
	BELLPUSH	1350MM
	BUZZER	100MM ABOVE FROM TOP OF LINTEL
	LANDSCAPE LIGHT	1100MM
	VIDEO DOOR PHONE	1350MM
	DISPLAY	1350MM
	20A AC SOCKET	2700MM
	COMMUNICATION BOARD	300MM
	DISTRIBUTION BOARD	1700MM
	ROPE LIGHTS	AS PER DESIGN
	STRIP LIGHTS	AS PER DESIGN
	ONE WAY LOOPING	
	TWO WAY LOOPING	

Rev	Description	Date	Checked	Authorised
R0	For Information Only/GFC	30/06/2023	Abhishek	Sujith

PROJECT:
THE-ORIGIN TOWER-1
IZZATH NAGAR, HYDERABAD

CLIENT:
360LIFE SUSTAINABLE LUXURY HOMES LLP
RESIDENTIAL DEVELOPMENT AT IZZATH NAGAR, HYDERABAD

ARCHITECT:
360LIFE DESIGN STUDIO INTL. LLP
RD NO. 03,VST COLONY BANJARA HILLS, HYDERABAD TELANGANA - 500082
E-MAIL ID: arch11.360life@gmail.com

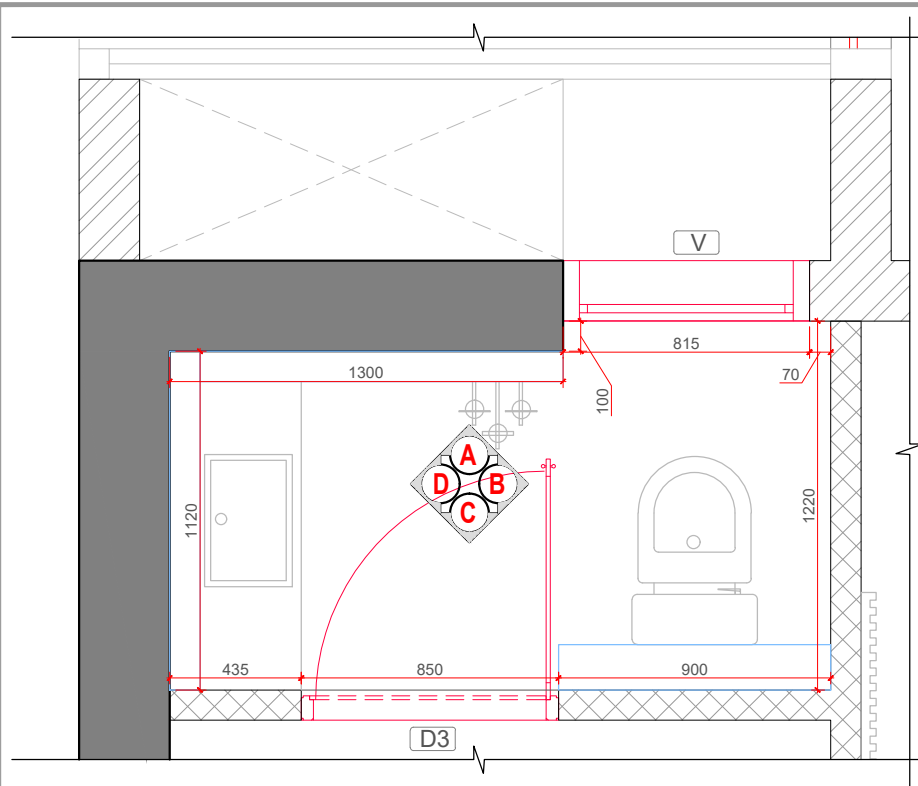
MEP:
360LIFE DESIGN STUDIO INTL. LLP
RD NO. 03,VST COLONY BANJARA HILLS, HYDERABAD TELANGANA - 500082
E-MAIL ID: arch11.360life@gmail.com

DRAWING TITLE:
ELECTRICAL LOOPING LAYOUT LEGEND
FLOOR 03 FLAT NO. 01

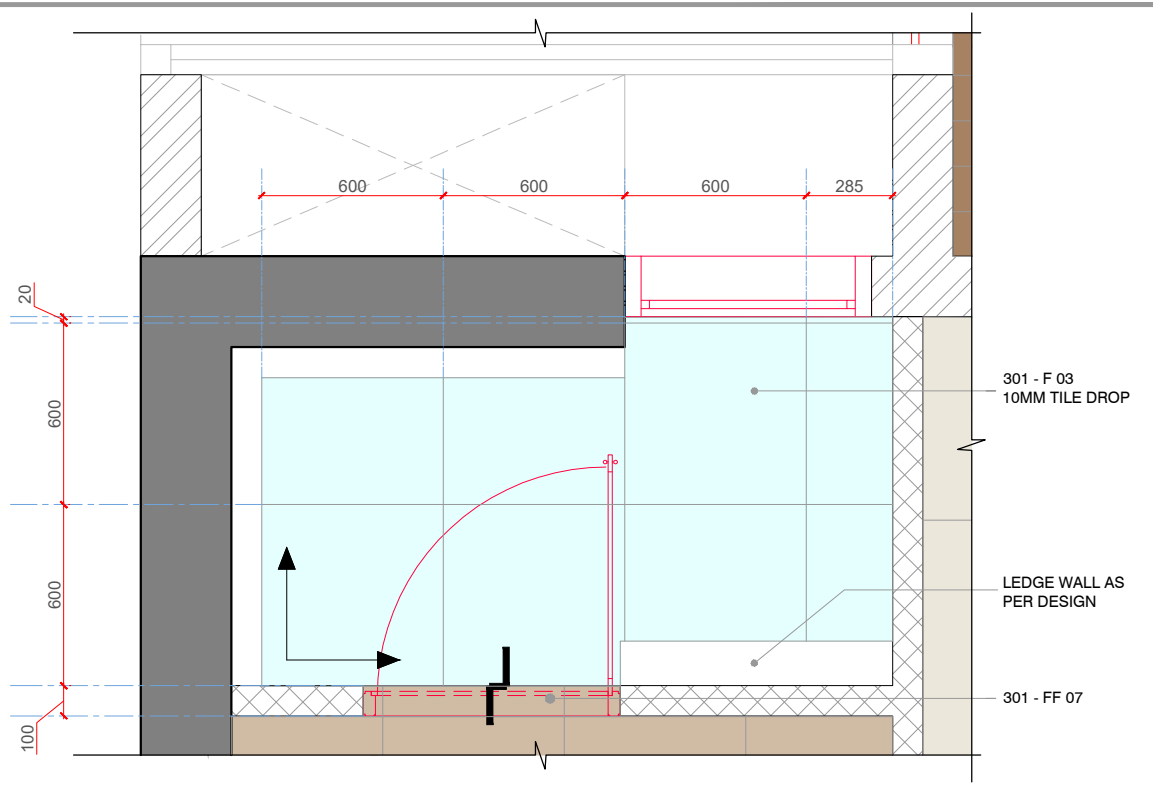
SCALE	DRAWN	CHECKED	AUTHORISED	North
NTS	SWATI	ABHISHEK/SYAM	SUJITH	
Issued Date:	Project Code:		2101	
30 JUNE 2023				
Drawing Number:	2101/ID/03-F1/100/6B			Rev
				R0

6B ELECTRICAL LOOPING LEGEND
SCALE: NTS

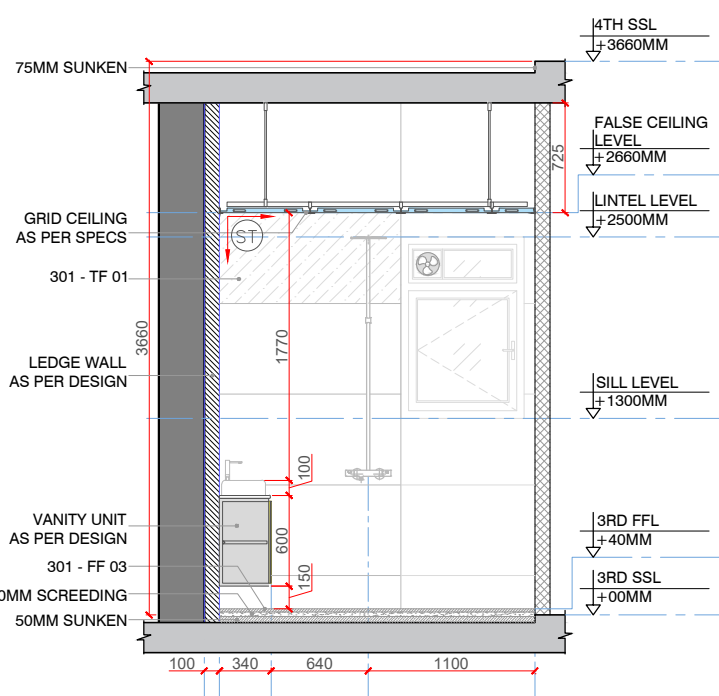
INTERIOR LAYOUTS



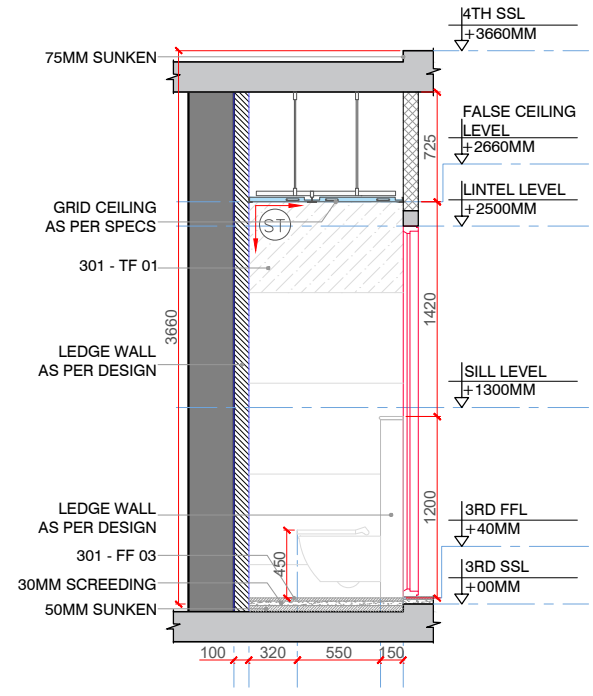
19A PLAN
SCALE: 1:25



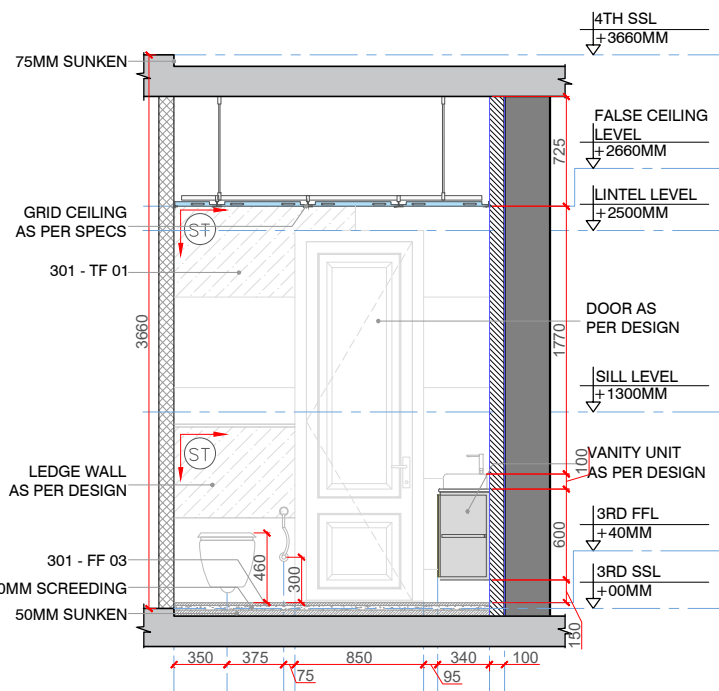
19B FLOORING LAYOUT
SCALE: 1:25



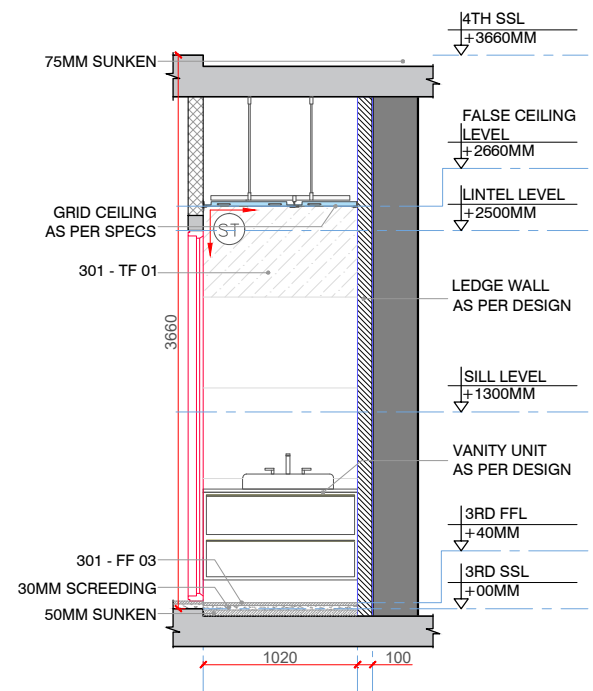
19C ELEVATION A
SCALE: 1:50



19D ELEVATION B
SCALE: 1:50



19E ELEVATION C
SCALE: 1:50



19F ELEVATION D
SCALE: 1:50

CLIENT:
360LIFE SUSTAINABLE LUXURY HOMES LLP
RESIDENTIAL DEVELOPMENT AT IZZATH NAGAR, HYDERABAD

ARCHITECT:
360LIFE DESIGN STUDIO INTL. LLP
RD NO. 03, VST COLONY BANJARA HILLS, HYDERABAD TELANGANA - 500082
E-MAIL ID: arch11.360life@gmail.com

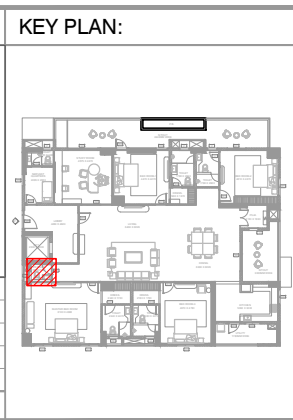
MEP:
360LIFE DESIGN STUDIO INTL. LLP
RD NO. 03, VST COLONY BANJARA HILLS, HYDERABAD TELANGANA - 500082
E-MAIL ID: arch11.360life@gmail.com

- GENERAL NOTES:**
- THIS DRAWING IS THE COPYRIGHT OF 360LIFE DESIGN STUDIO INTERNATIONAL AND MUST NOT BE RETAINED, COPIED OR USED WITHOUT THE ABOVE CONSULTANT'S AUTHORITY.
 - DO NOT SCALE FROM THE DRAWINGS.
 - ALL DIMENSIONS AND LEVELS ARE IN MILLIMETERS UNLESS NOTED OTHERWISE. ALL DIMENSIONS TO BE VERIFIED ON SITE & APPROVED BY THE ENGINEER.
 - THIS DRAWING SHOULD BE READ IN CONJUNCTION WITH OTHER RELEVANT ARCHITECTURAL, STRUCTURAL, MECHANICAL AND ELECTRICAL DRAWINGS AND ALL RELEVANT SECTIONS OF THE SPECIFICATIONS.
 - ALL SERVICES CUT-OUTS, DUCTS AND EQUIPMENTS, PLINTH ARE SHOWN INDICATIVE ONLY. CONTRACTOR TO CO-ORDINATE THESE WITH THE SERVICES AND STRUCTURAL DRAWINGS.
 - THE CONTRACTOR SHALL COORDINATE ALL MECHANICAL FLOOR/ WALL SLEEVES AND SHAFTS IN CONCRETE SLABS/ ALLS WITH MECHANICAL, PLUMBING, FIRE PROTECTION, ELECTRICAL, STRUCTURAL AND ARCHITECTURAL DRAWINGS AND REPANCIES, IF ANY, TO BE BROUGHT TO NOTICE OF THE ARCHITECT/ ENGINEER PRIOR TO EXECUTION OF WORK.

LEGEND:

	STR.COLUMNS & SHEAR WALLS
	200 MM WALL (AAC BRICK)
	100 MM WALL (AAC BRICK)
	200 MM WALL (POROTHERM BRICK)
	AS PER DETAIL
	LEDGE WALL (PLAN)
	LEDGE WALL (ELEVATION)

RD	For Information Only/GFC	30/06/2023	Abhishek	Sujith
Rev	Description	Date	Checked	Authorised



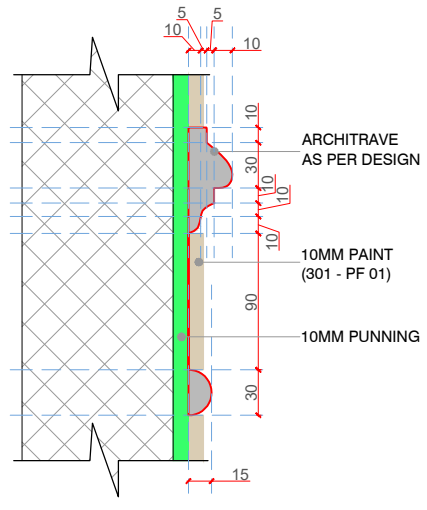
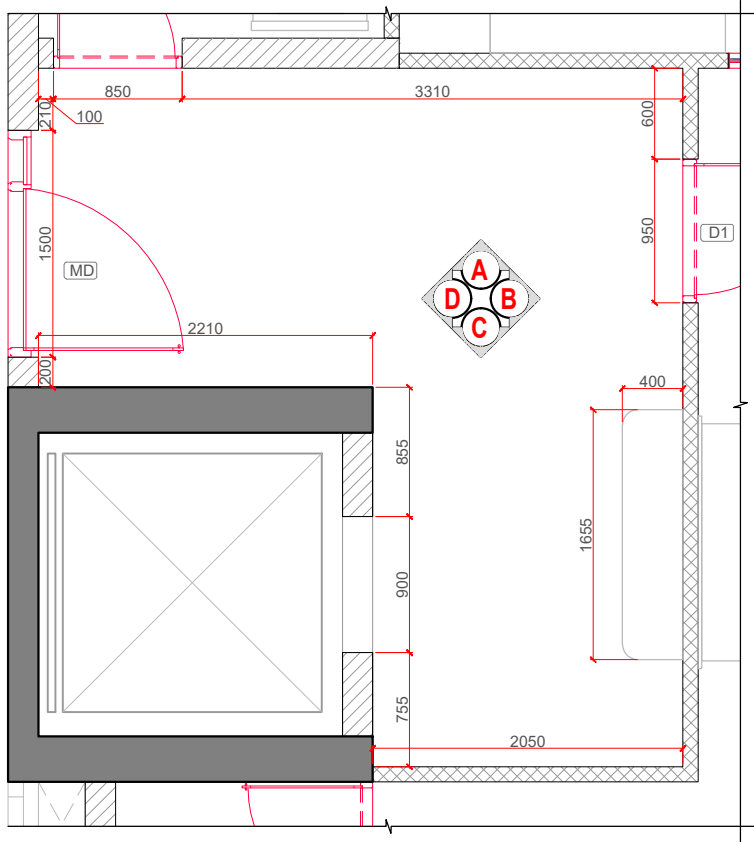
PROJECT TITLE:
THE-ORIGIN TOWER-1
IZZATH NAGAR, HYDERABAD

DRAWING TITLE:
SERVANT'S ROOM TOILET ELEVATION
FLOOR 03 FLAT NO. 01

DRAWN: SWATI	CHECKED: ABHISHEK / SYAM	AUTHORIZED: SUJITH
ISSUED DATE: 30 JUNE 2023	PROJECT CODE: 2101	
DRAWING NUMBER: 2101/ID/03-F1/200/19		

SCALE:
1:50

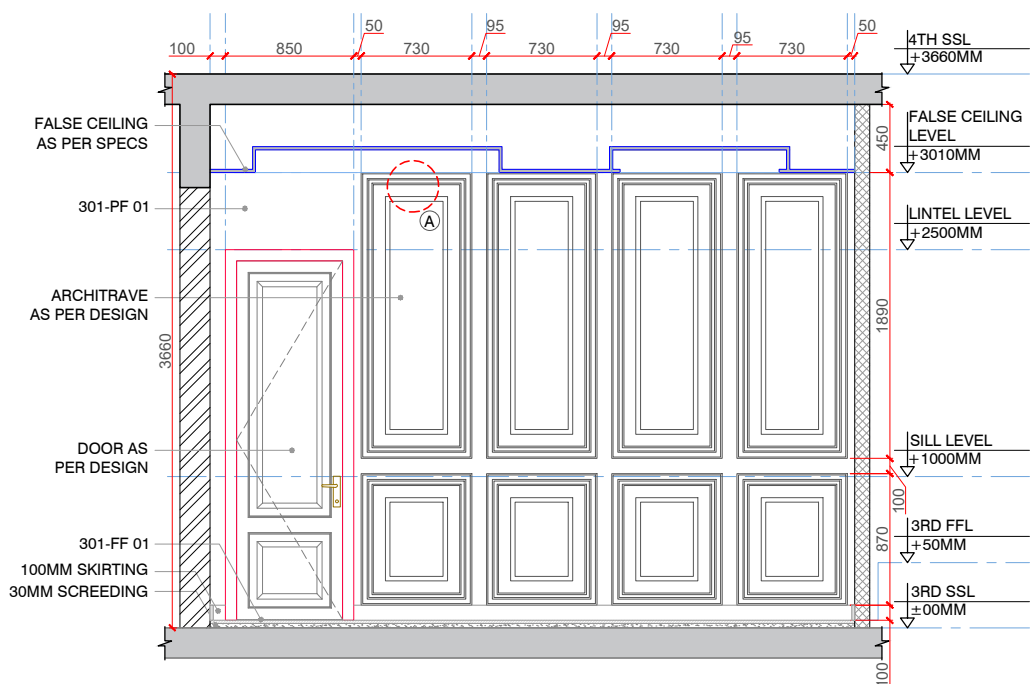
REV:
R0



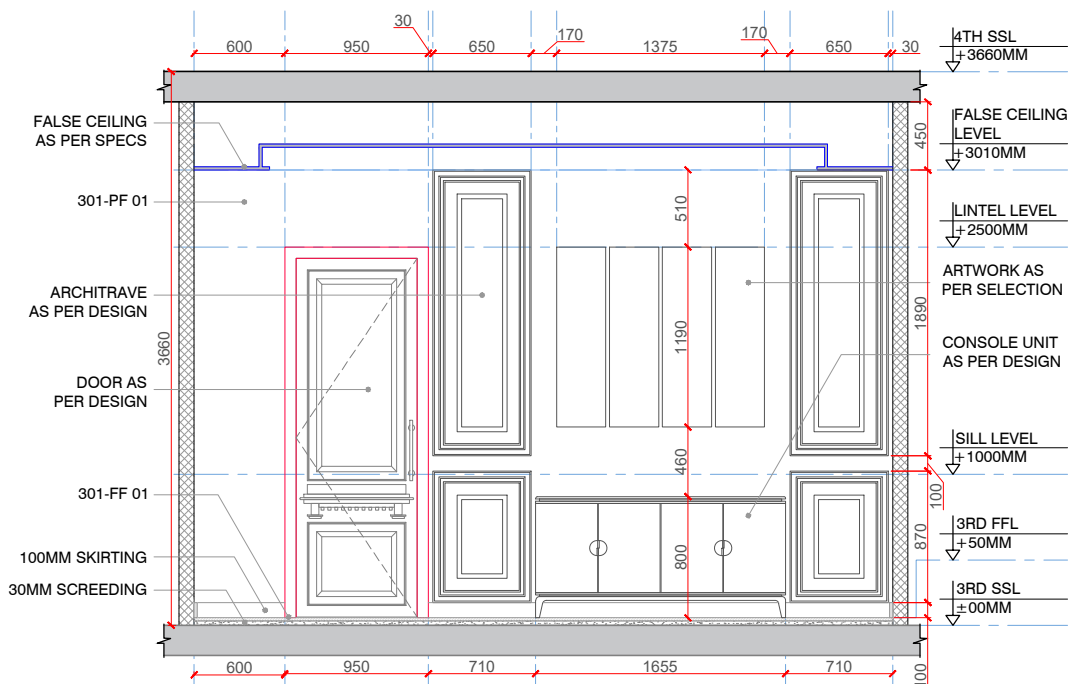
1A PLAN
SCALE: 1:50

1B DETAIL@A
SCALE: 1:5

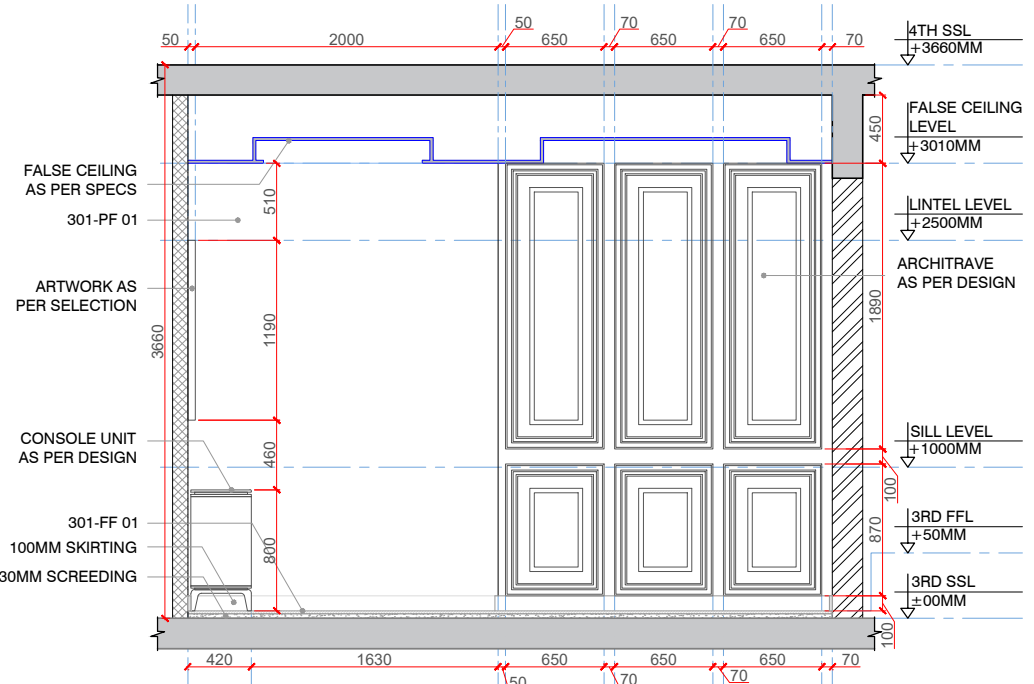
1C VIEW
SCALE: NTS



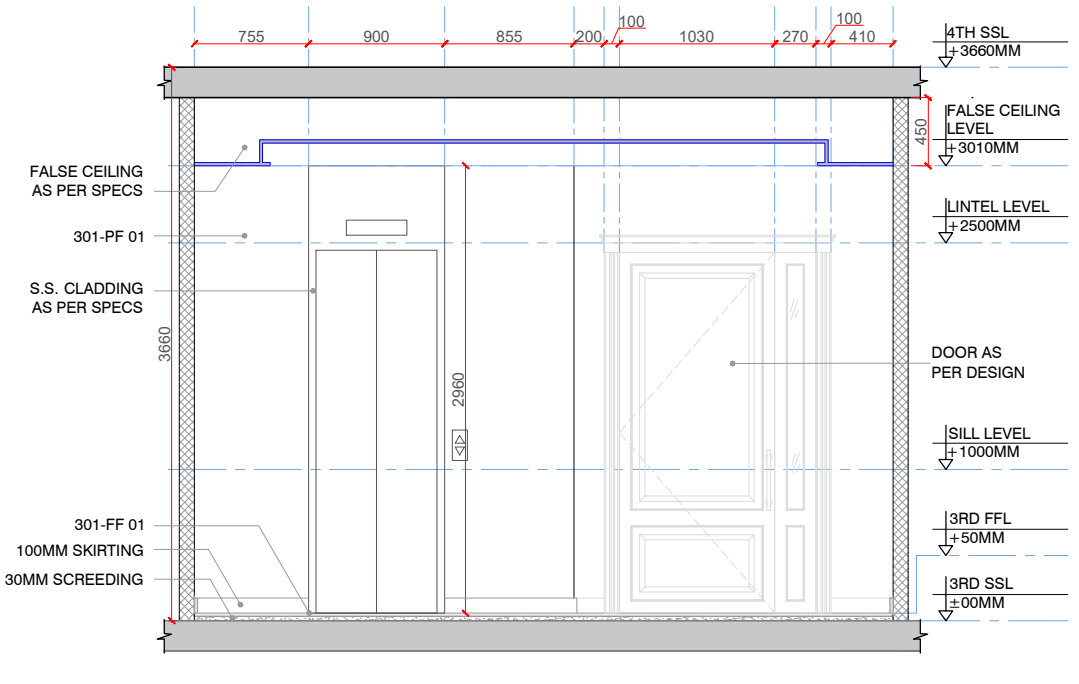
1D ELEVATION A
SCALE: 1:50



1E ELEVATION B
SCALE: 1:50



1F ELEVATION C
SCALE: 1:50



1G ELEVATION D
SCALE: 1:50

CLIENT:
360LIFE SUSTAINABLE LUXURY HOMES LLP
RESIDENTIAL DEVELOPMENT AT IZZATH NAGAR, HYDERABAD

ARCHITECT:
360LIFE DESIGN STUDIO INTL. LLP
RD NO. 03,VST COLONY BANJARA HILLS, HYDERABAD TELANGANA - 500082
E-MAIL ID: arch11.360life@gmail.com

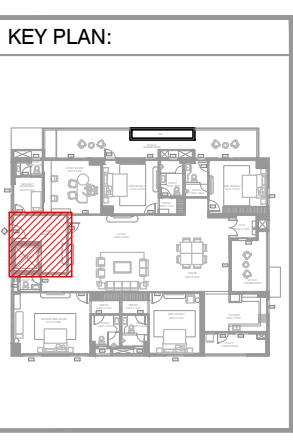
MEP:
360LIFE DESIGN STUDIO INTL. LLP
RD NO. 03,VST COLONY BANJARA HILLS, HYDERABAD TELANGANA - 500082
E-MAIL ID: arch11.360life@gmail.com

- GENERAL NOTES:**
- THIS DRAWING IS THE COPYRIGHT OF 360LIFE DESIGN STUDIO INTERNATIONAL AND MUST NOT BE RETAINED, COPIED OR USED WITHOUT THE ABOVE CONSULTANT'S AUTHORITY.
 - DO NOT SCALE FROM THE DRAWINGS. ALL DIMENSIONS AND LEVELS ARE IN MILLIMETERS UNLESS NOTED OTHERWISE. ALL DIMENSIONS TO BE VERIFIED ON SITE & APPROVED BY THE ENGINEER.
 - THIS DRAWING SHOULD BE READ IN CONJUNCTION WITH OTHER RELEVANT ARCHITECTURAL, STRUCTURAL, MECHANICAL AND ELECTRICAL DRAWINGS AND ALL RELEVANT SECTIONS OF THE SPECIFICATIONS.
 - ALL SERVICES CUT-OUTS, DUCTS AND EQUIPMENTS, PLINTH ARE SHOWN INDICATIVE ONLY. CONTRACTOR TO CO-ORDINATE THESE WITH THE SERVICES AND STRUCTURAL DRAWINGS.
 - THE CONTRACTOR SHALL COORDINATE ALL MECHANICAL FLOOR/ WALL SLEEVES AND SHAFTS IN CONCRETE SLABS/ ALLS WITH MECHANICAL, PLUMBING, FIRE PROTECTION, ELECTRICAL, STRUCTURAL AND ARCHITECTURAL DRAWINGS AND REPANCIOS, IF ANY, TO BE BROUGHT TO NOTICE OF THE ARCHITECT/ ENGINEER PRIOR TO EXECUTION OF WORK.

LEGEND:

	STR.COLUMNS & SHEAR WALLS
	200 MM WALL (AAC BRICK)
	100 MM WALL (AAC BRICK)
	200 MM WALL (POROTHERM BRICK)
	AS PER DETAIL
	LEDGE WALL (PLAN)
	LEDGE WALL (ELEVATION)

Rev	Description	Date	Checked	Authorised
R0	For Information Only/GFC	30/06/2023	Abhishek	Sujith



PROJECT TITLE:
THE-ORIGIN TOWER-1
IZZATH NAGAR, HYDERABAD

DRAWING TITLE:
ENTRANCE FOYER ELEVATION
FLOOR 03 FLAT NO. 01

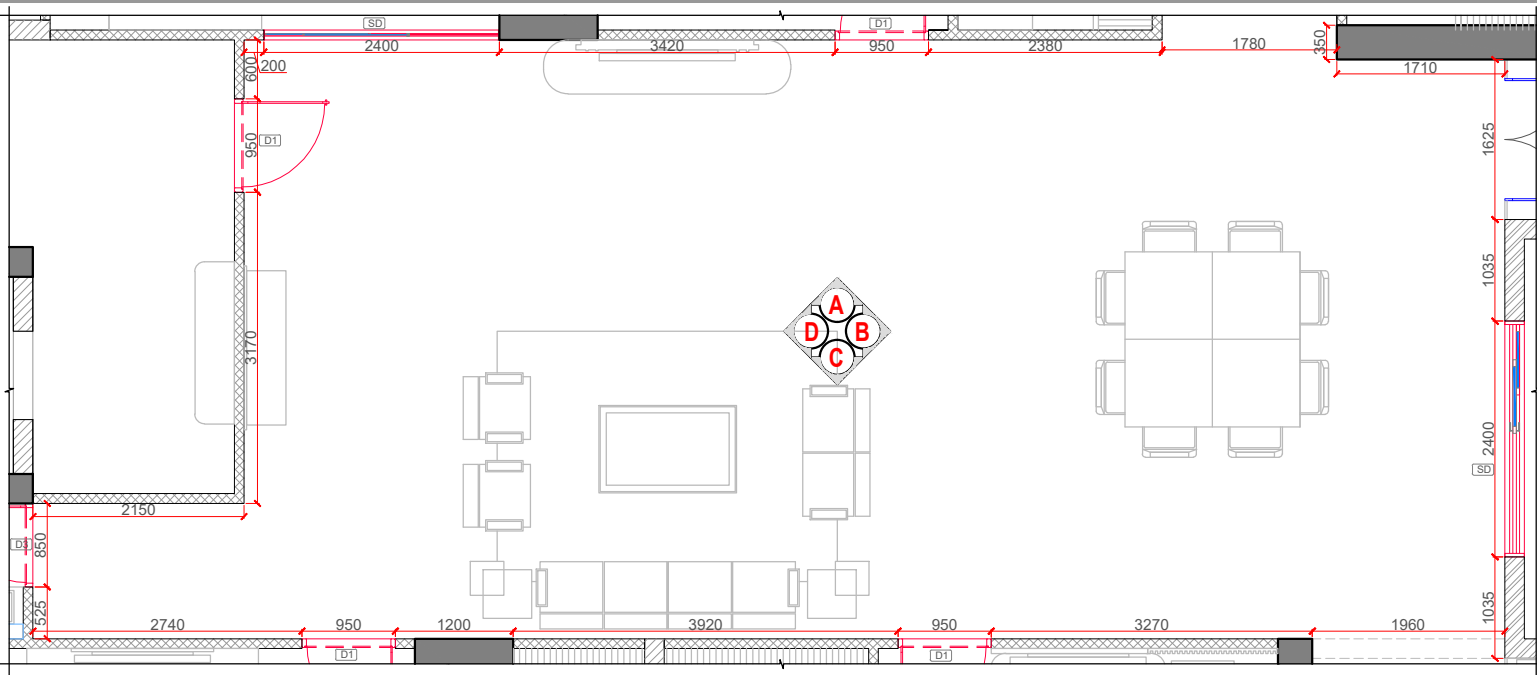
DRAWN	CHECKED	AUTHORIZED
SWATI	ABHISHEK / SYAM	SUJITH

ISSUED DATE: 30 JUNE 2023 PROJECT CODE: 2101


DRAWING NUMBER:
2101/ID/03-F1/200/01

SCALE:
1:50

REV:
R0



2A PLAN
SCALE: 1:75



2B VIEW 01
SCALE: NTS

GENERAL NOTES:

1. THIS DRAWING IS THE COPYRIGHT OF 360LIFE DESIGN STUDIO INTL PVT LTD. AND MUST NOT BE RETAINED, COPIED OR USED WITHOUT THE ABOVE CONSULTANT'S AUTHORITY.
2. DO NOT SCALE FROM THE DRAWINGS.
3. ALL DIMENSIONS AND LEVELS ARE IN MILLIMETRES UNLESS NOTED OTHERWISE. ALL DIMENSIONS TO BE VERIFIED ON SITE & APPROVED BY THE ENGINEER.
4. THIS DRAWING SHOULD BE READ IN CONJUNCTION WITH OTHER RELEVANT ARCHITECTURAL, STRUCTURAL, MECHANICAL AND ELECTRICAL DRAWINGS AND ALL RELEVANT SECTIONS OF THE SPECIFICATIONS.
5. ALL SERVICES CUT-OUTS, DUCTS AND EQUIPMENTS, PLINTH ARE SHOWN INDICATIVE ONLY. CONTRACTOR TO CO-ORDINATE THESE WITH THE SERVICES AND STRUCTURAL DRAWINGS.
6. THE CONTRACTOR SHALL COORDINATE ALL MECHANICAL FLOOR/WALL SLEEVES AND SHAFTS IN CONCRETE SLABS/WALLS WITH MECHANICAL, PLUMBING, FIRE PROTECTION, ELECTRICAL, STRUCTURAL AND ARCHITECTURAL DRAWINGS AND DISCREPANCIES, IF ANY, TO BE BROUGHT TO NOTICE OF THE ARCHITECT/ENGINEER PRIOR TO EXECUTION OF WORK.

KEY PLAN:



LEGEND:

	STR. COLUMNS & SHEAR WALLS
	200 MM WALL (AAC BRICK)
	100 MM WALL (AAC BRICK)
	200 MM WALL (POROTHERM BRICK)
	AS PER DETAIL
	LEDGE WALL (PLAN)
	LEDGE WALL (ELEVATION)

Rev	Description	Date	Checked	Authorised
R0	For Information Only/GFC	30/06/2023	Abhishek	Sujith

PROJECT:
THE-ORIGIN TOWER-1
IZZATH NAGAR, HYDERABAD

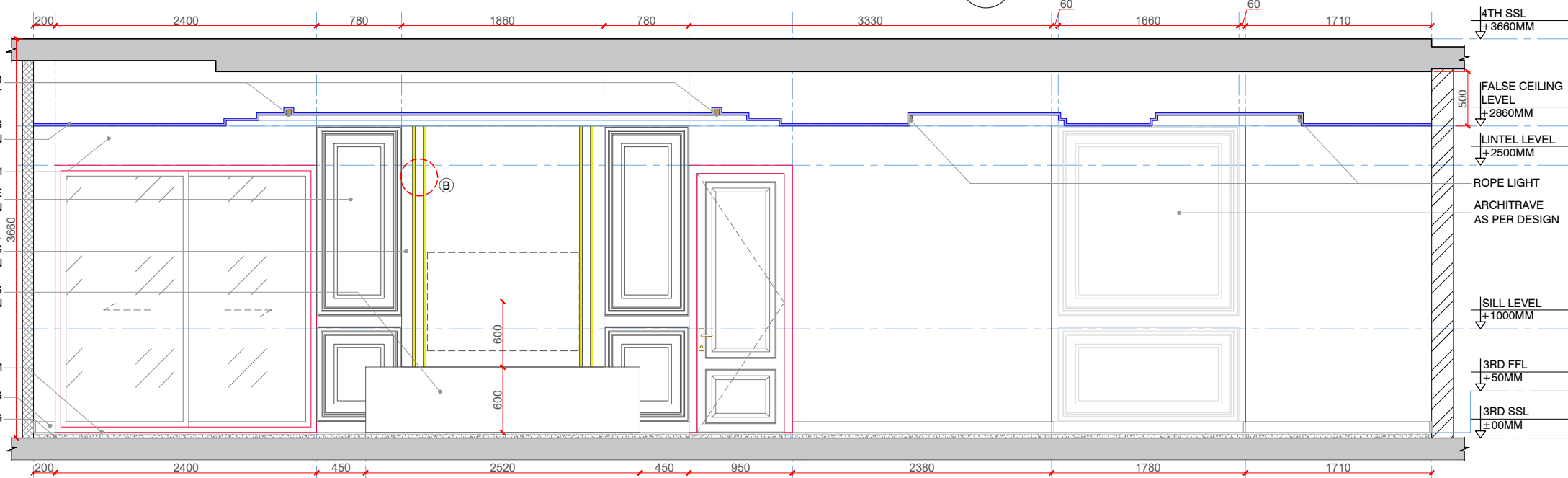
CLIENT:
360LIFE SUSTAINABLE LUXURY HOMES LLP
RESIDENTIAL DEVELOPMENT AT IZZATH NAGAR, HYDERABAD

ARCHITECT:
360LIFE DESIGN STUDIO INTL. LLP
RD NO. 03, VST COLONY BANJARA HILLS, HYDERABAD TELANGANA - 500082
E-MAIL ID: arch11.360life@gmail.com

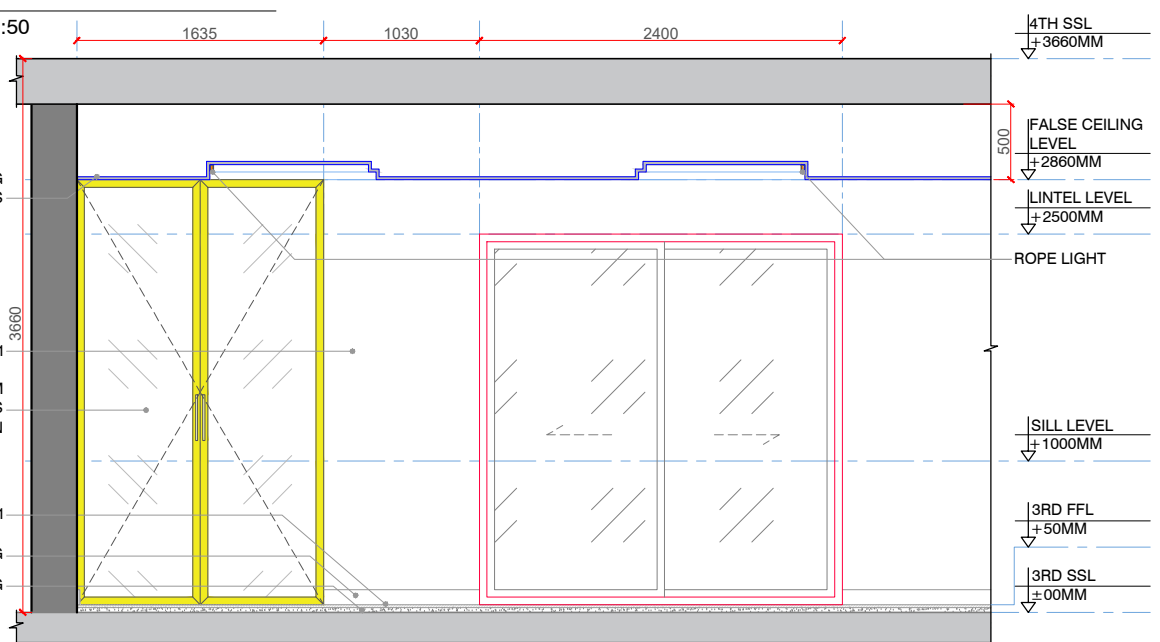
MEP:
360LIFE DESIGN STUDIO INTL. LLP
RD NO. 03, VST COLONY BANJARA HILLS, HYDERABAD TELANGANA - 500082
E-MAIL ID: arch11.360life@gmail.com

DRAWING TITLE:
LIVING & DINING ELEVATION FLOOR 03 FLAT NO. 01

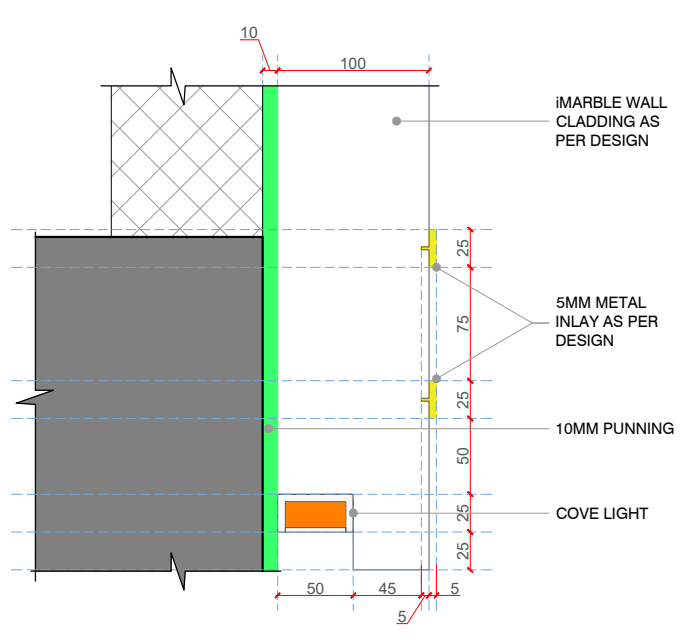
SCALE	DRAWN	CHECKED	AUTHORISED	North
1: 50	SWATI	ABHISHEK/SYAM	SUJITH	
Issued Date:	Project Code:		2101	
30 JUNE 2023				
Drawing Number:	2101/ID/03-F1/200/02A			Rev
				R0



2C ELEVATION A
SCALE: 1:50



2D ELEVATION B
SCALE: 1:50



2E DETAIL@B
SCALE: 1:5



2F VIEW 02
SCALE: NTS

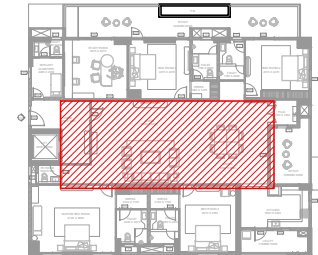


2G VIEW 03
SCALE: NTS

GENERAL NOTES:

1. THIS DRAWING IS THE COPYRIGHT OF 360LIFE DESIGN STUDIO INTL PVT LTD AND MUST NOT BE RETAINED, COPIED OR USED WITHOUT THE ABOVE CONSULTANT'S AUTHORITY.
2. DO NOT SCALE FROM THE DRAWINGS.
3. ALL DIMENSIONS AND LEVELS ARE IN MILLIMETRES UNLESS NOTED OTHERWISE. ALL DIMENSIONS TO BE VERIFIED ON SITE & APPROVED BY THE ENGINEER.
4. THIS DRAWING SHOULD BE READ IN CONJUNCTION WITH OTHER RELEVANT ARCHITECTURAL, STRUCTURAL, MECHANICAL AND ELECTRICAL DRAWINGS AND ALL RELEVANT SECTIONS OF THE SPECIFICATIONS.
5. ALL SERVICES CUT-OUTS, DUCTS AND EQUIPMENTS, PLINTH ARE SHOWN INDICATIVE ONLY. CONTRACTOR TO CO-ORDINATE THESE WITH THE SERVICES AND STRUCTURAL DRAWINGS.
6. THE CONTRACTOR SHALL COORDINATE ALL MECHANICAL FLOOR/ WALL SLEEVES AND SHAFTS IN CONCRETE SLABS/ WALLS WITH MECHANICAL, PLUMBING, FIRE PROTECTION, ELECTRICAL, STRUCTURAL AND ARCHITECTURAL DRAWINGS AND DISCREPANCIES, IF ANY, TO BE BROUGHT TO NOTICE OF THE ARCHITECT/ ENGINEER PRIOR TO EXECUTION OF WORK.

KEY PLAN:



LEGEND:

	STR.COLUMNS & SHEAR WALLS
	200 MM WALL (AAC BRICK)
	100 MM WALL (AAC BRICK)
	200 MM WALL (POROTHERM BRICK)
	AS PER DETAIL
	LEDGE WALL (PLAN)
	LEDGE WALL (ELEVATION)

R/0	For Information Only/GFC	30/06/2023	Abhishek	Sujith
Rev	Description	Date	Checked	Authorised

PROJECT:
THE-ORIGIN TOWER-1
IZZATH NAGAR, HYDERABAD

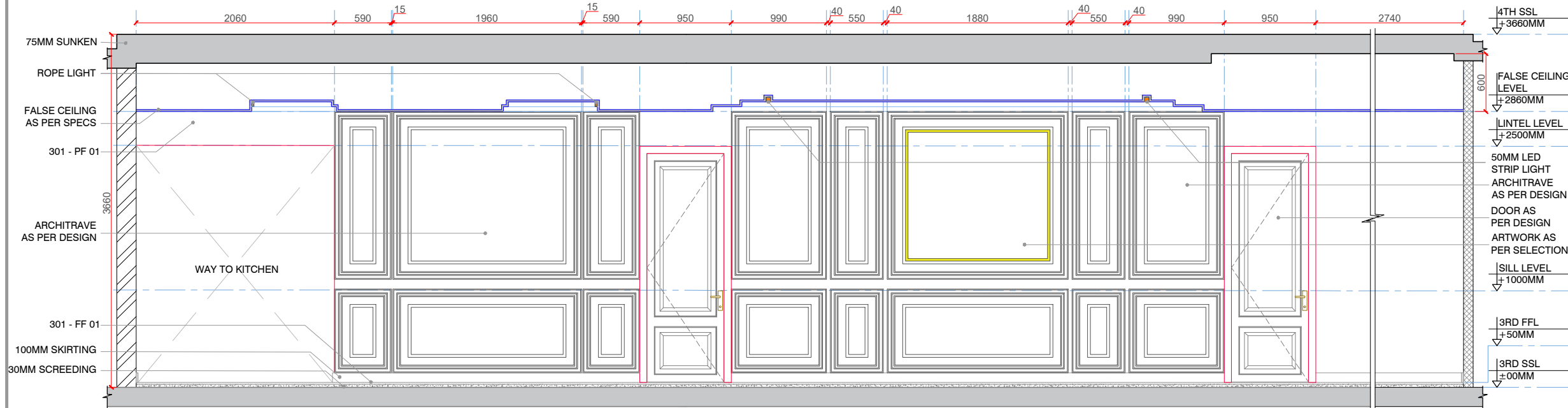
CLIENT:
360LIFE SUSTAINABLE LUXURY HOMES LLP
RESIDENTIAL DEVELOPMENT AT IZZATH NAGAR, HYDERABAD

ARCHITECT:
360LIFE DESIGN STUDIO INTL. LLP
RD NO. 03,VST COLONY BANJARA HILLS, HYDERABAD TELANGANA - 500082
E-MAIL ID: arch11.360life@gmail.com

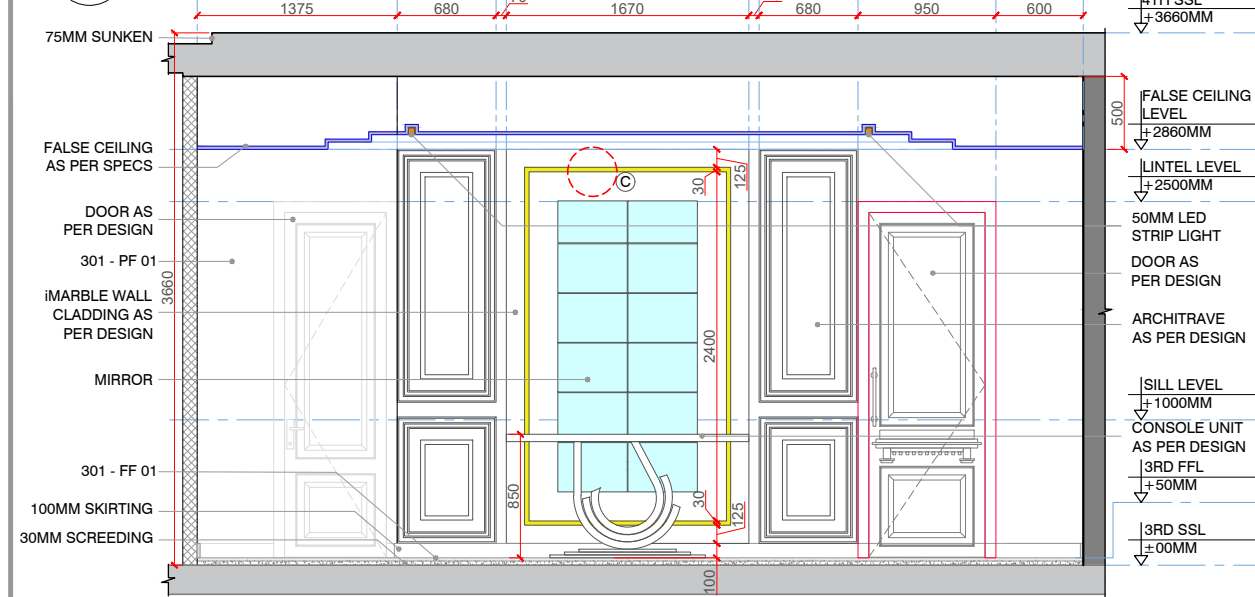
MEP:
360LIFE DESIGN STUDIO INTL. LLP
RD NO. 03,VST COLONY BANJARA HILLS, HYDERABAD TELANGANA - 500082
E-MAIL ID: arch11.360life@gmail.com

DRAWING TITLE:
LIVING & DINING ELEVATION FLOOR 03 FLAT NO. 01

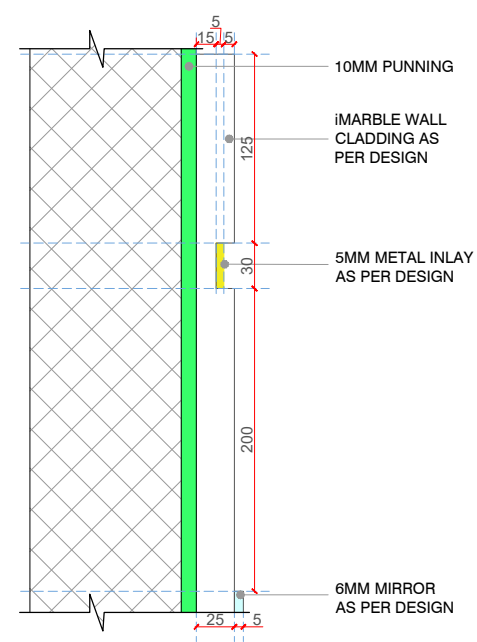
SCALE	DRAWN	CHECKED	AUTHORISED	North
1: 50	SWATI	ABHISHEK/ SYAM	SUJITH	
Issued Date:	Project Code:		2101	Rev
30 JUNE 2023				R0
Drawing Number:	2101/ID/03-F1/200/02B			



2H ELEVATION C
SCALE: 1:50



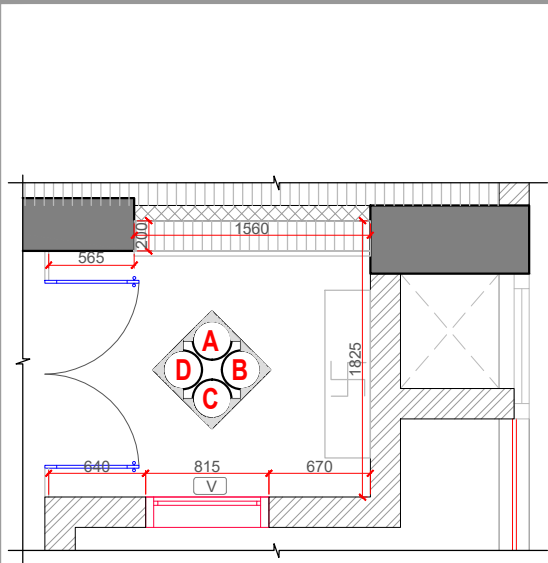
2J ELEVATION D
SCALE: 1:50



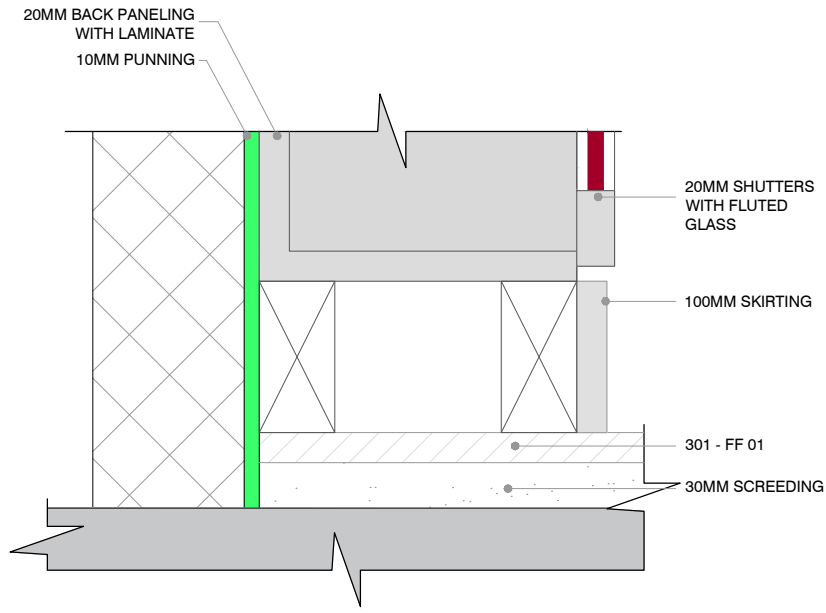
2K DETAIL@C
SCALE: 1:5



2L VIEW 04
SCALE: NTS



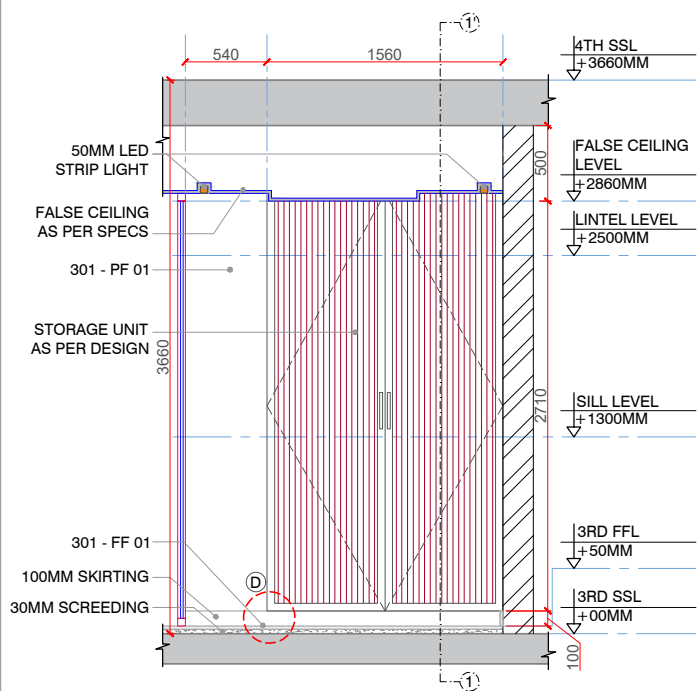
3A PLAN
SCALE: 1:50



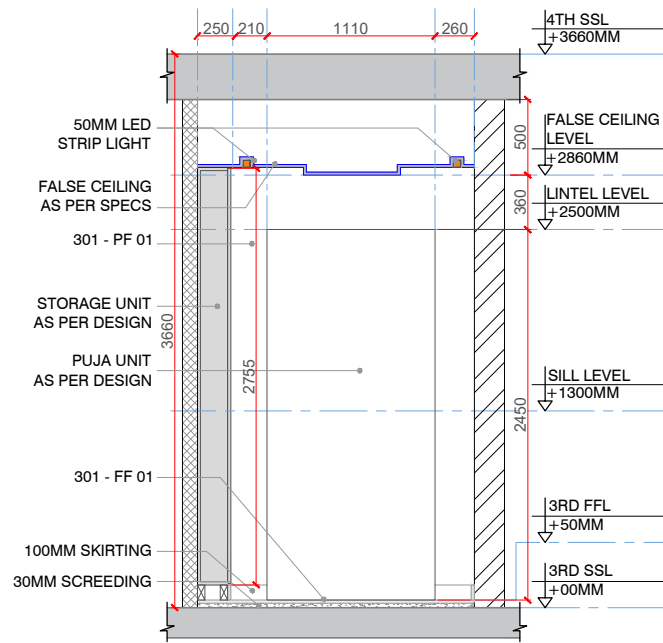
3B DETAIL@D
SCALE: 1:5



3C VIEW 01
SCALE: NTS



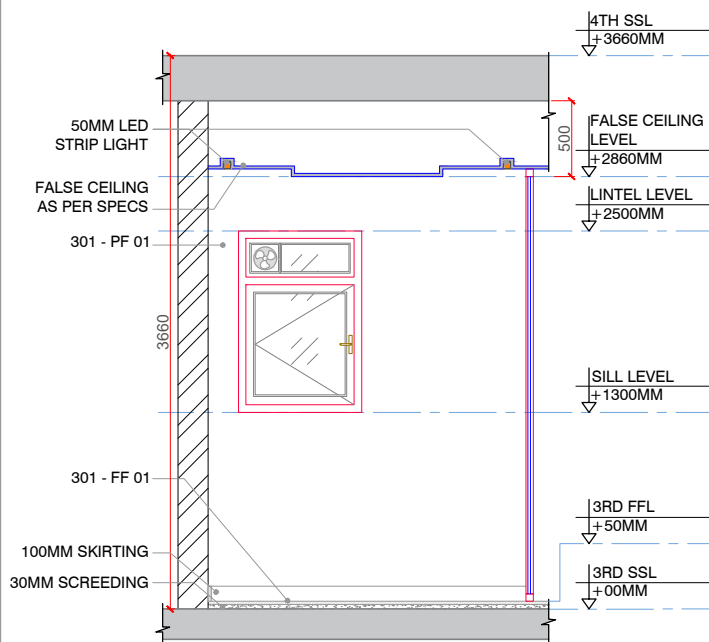
3D ELEVATION A
SCALE: 1:50



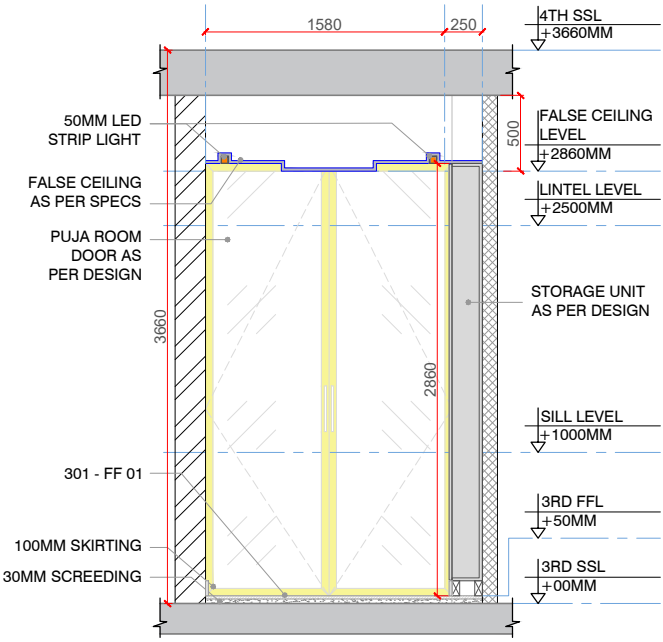
3E ELEVATION B
SCALE: 1:50



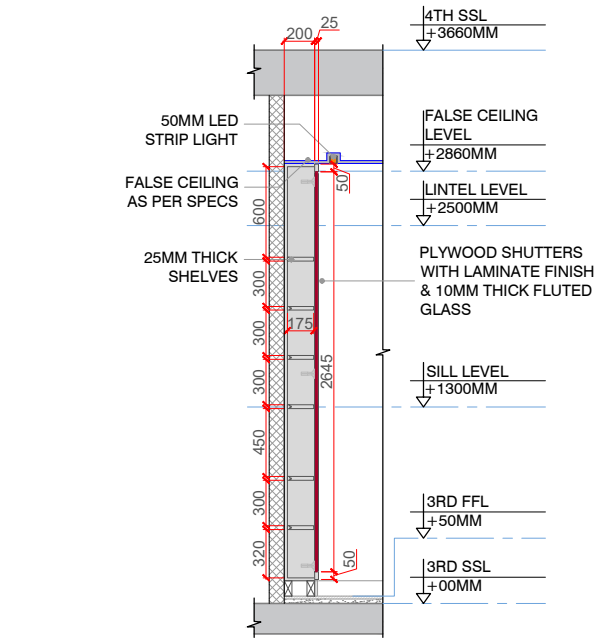
3F VIEW 02
SCALE: NTS



3G ELEVATION C
SCALE: 1:50



3H ELEVATION D
SCALE: 1:50



3J SECTION@1-1'
SCALE: 1:50

CLIENT:
360LIFE SUSTAINABLE LUXURY HOMES LLP
RESIDENTIAL DEVELOPMENT AT IZZATH NAGAR, HYDERABAD

ARCHITECT:
360LIFE DESIGN STUDIO INTL. LLP
RD NO. 03, VST COLONY BANJARA HILLS, HYDERABAD, TELANGANA - 500082
E-MAIL ID: arch11.360life@gmail.com

MEP:
360LIFE DESIGN STUDIO INTL. LLP
RD NO. 03, VST COLONY BANJARA HILLS, HYDERABAD, TELANGANA - 500082
E-MAIL ID: arch11.360life@gmail.com

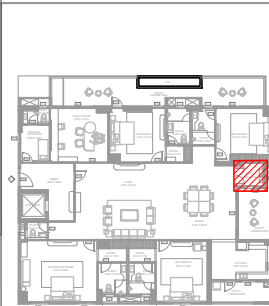
GENERAL NOTES:

- THIS DRAWING IS THE COPYRIGHT OF 360LIFE DESIGN STUDIO INTERNATIONAL AND MUST NOT BE RETAINED, COPIED OR USED WITHOUT THE ABOVE CONSULTANT'S AUTHORITY.
- DO NOT SCALE FROM THE DRAWINGS.
- ALL DIMENSIONS AND LEVELS ARE IN MILLIMETERS UNLESS NOTED OTHERWISE. ALL DIMENSIONS TO BE VERIFIED ON SITE & APPROVED BY THE ENGINEER.
- THIS DRAWING SHOULD BE READ IN CONJUNCTION WITH OTHER RELEVANT ARCHITECTURAL, STRUCTURAL, MECHANICAL AND ELECTRICAL DRAWINGS AND ALL RELEVANT SECTIONS OF THE SPECIFICATIONS.
- ALL SERVICES CUT-OUTS, DUCTS AND EQUIPMENTS, PLINTH ARE SHOWN INDICATIVE ONLY. CONTRACTOR TO CO-ORDINATE THESE WITH THE SERVICES AND STRUCTURAL DRAWINGS.
- THE CONTRACTOR SHALL COORDINATE ALL MECHANICAL FLOOR/ WALL SLEEVES AND SHAFTS IN CONCRETE SLABS/ ALLS WITH MECHANICAL, PLUMBING, FIRE PROTECTION, ELECTRICAL, STRUCTURAL AND ARCHITECTURAL DRAWINGS AND REPANCIES, IF ANY, TO BE BROUGHT TO NOTICE OF THE ARCHITECT/ ENGINEER PRIOR TO EXECUTION OF WORK.

LEGEND:

	STR.COLUMNS & SHEAR WALLS
	200 MM WALL (AAC BRICK)
	100 MM WALL (AAC BRICK)
	200 MM WALL (POROTHERM BRICK)
	AS PER DETAIL
	LEDGE WALL (PLAN)
	LEDGE WALL (ELEVATION)

KEY PLAN:



PROJECT TITLE:
THE-ORIGIN TOWER-1
IZZATH NAGAR, HYDERABAD

DRAWING TITLE:
PUJA ROOM ELEVATION
FLOOR 03 FLAT NO. 01

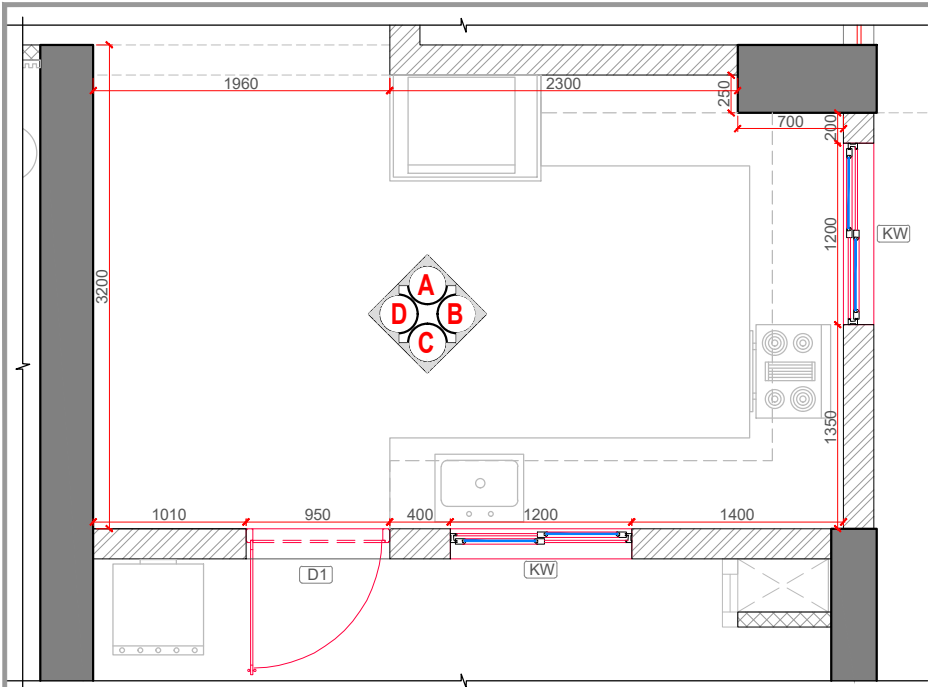
DRAWN	CHECKED	AUTHORIZED
SWATI	ABHISHEK / SYAM	SUJITH
ISSUED DATE:	30 JUNE 2023	PROJECT CODE:
		2101

DRAWING NUMBER:
2101/ID/03-F1/200/03



SCALE:
1:50

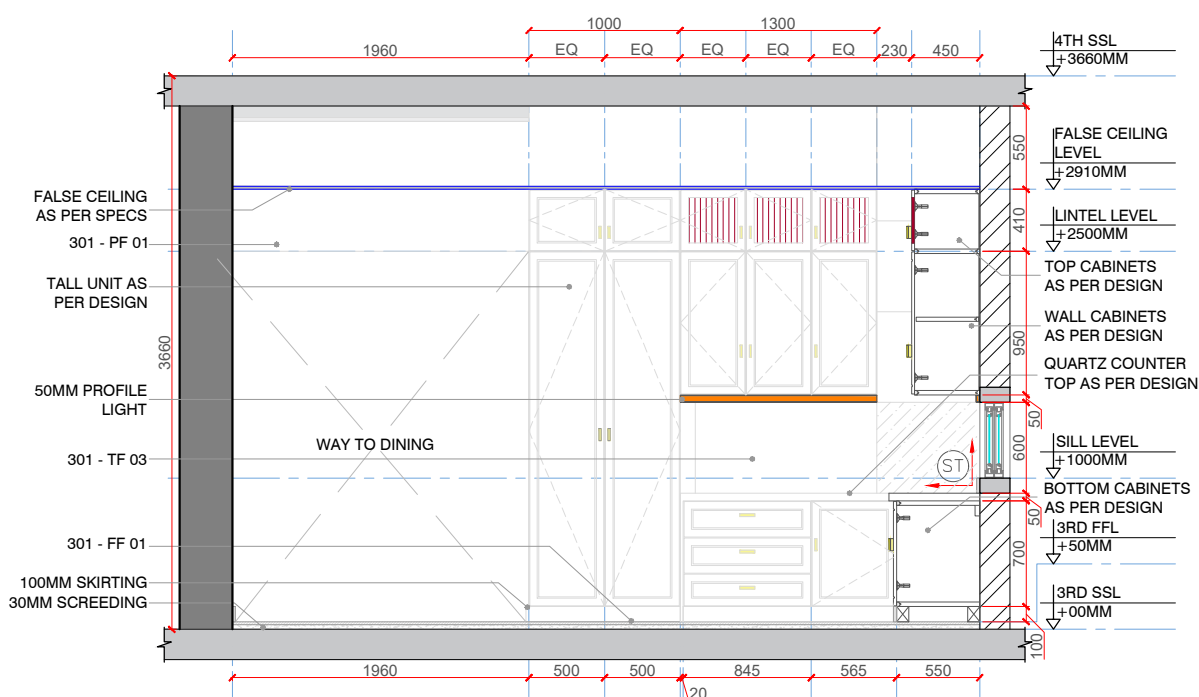
REV:
R0



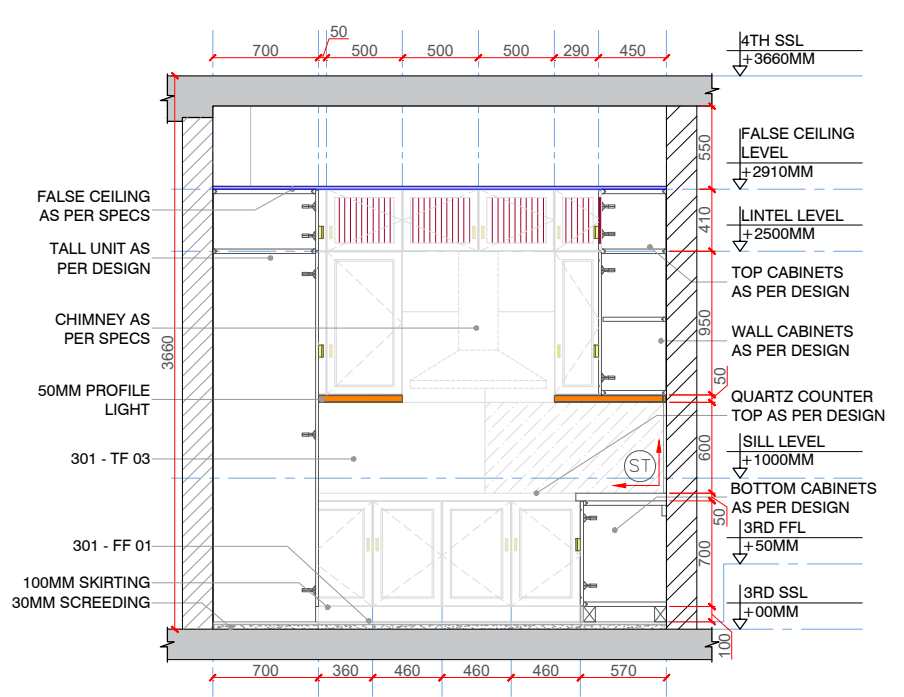
4A PLAN
SCALE: 1:50



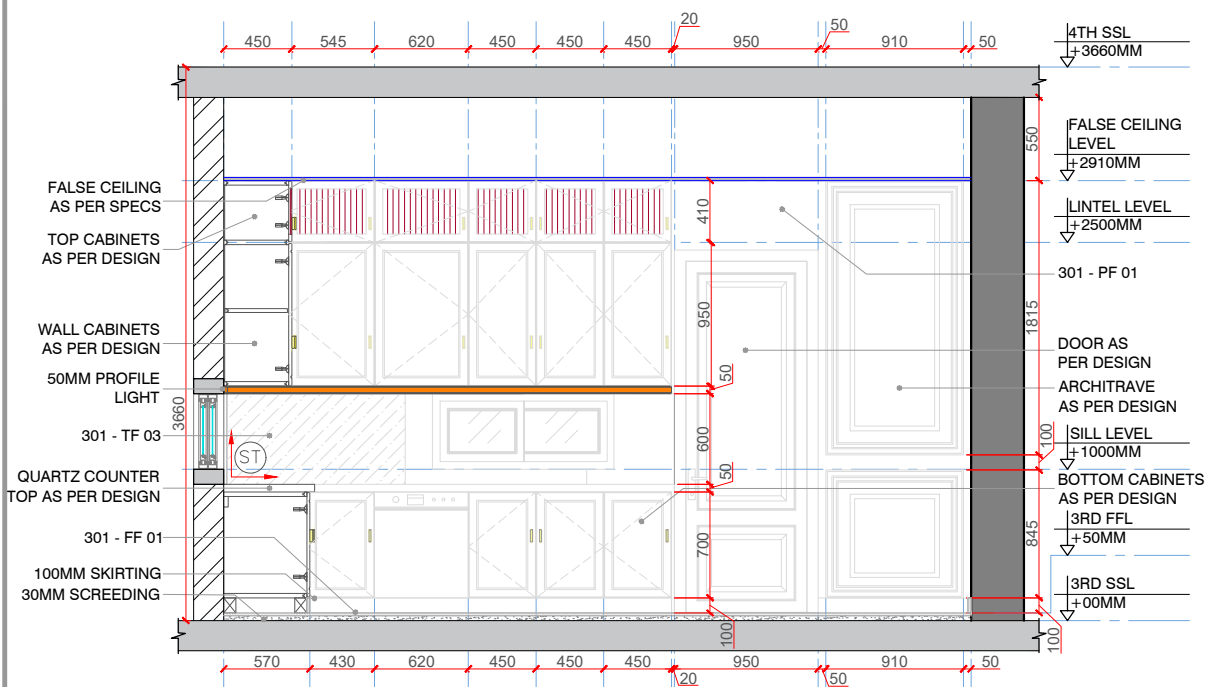
4B VIEW
SCALE: NTS



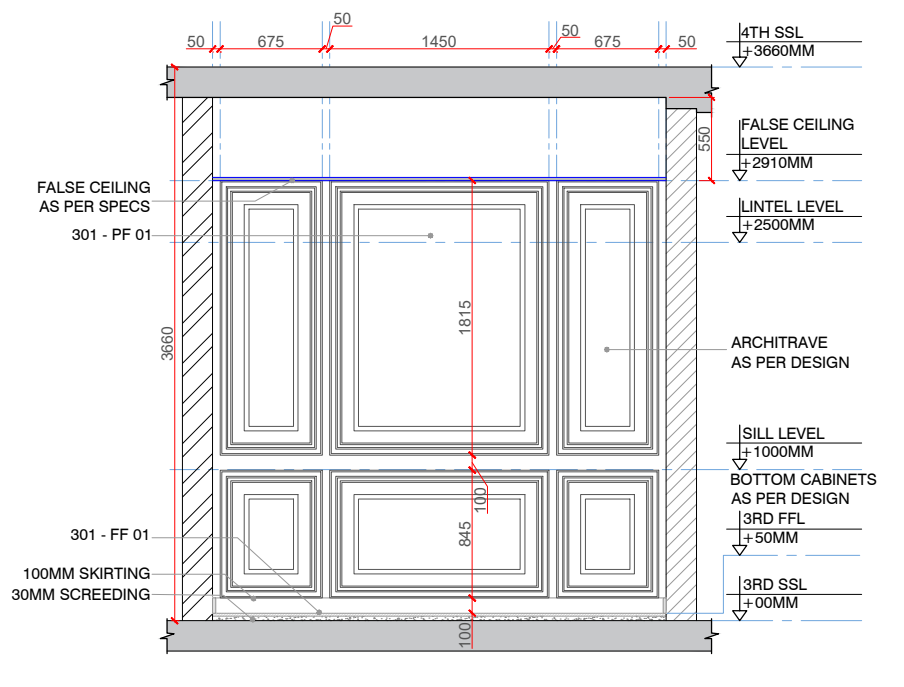
4C ELEVATION A
SCALE: 1:50



4D ELEVATION B
SCALE: 1:50



4E ELEVATION C
SCALE: 1:50



4F ELEVATION D
SCALE: 1:50

CLIENT:
360LIFE SUSTAINABLE LUXURY HOMES LLP
RESIDENTIAL DEVELOPMENT AT IZZATH NAGAR, HYDERABAD

ARCHITECT:
360LIFE DESIGN STUDIO INTL. LLP
RD NO. 03, VST COLONY BANJARA HILLS, HYDERABAD TELANGANA - 500082
E-MAIL ID: arch11.360life@gmail.com

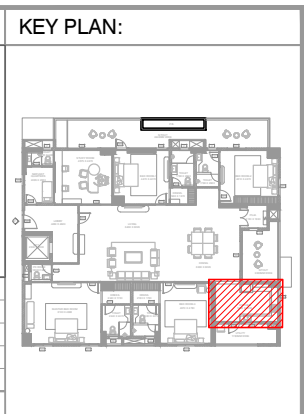
MEP:
360LIFE DESIGN STUDIO INTL. LLP
RD NO. 03, VST COLONY BANJARA HILLS, HYDERABAD TELANGANA - 500082
E-MAIL ID: arch11.360life@gmail.com

- GENERAL NOTES:**
- THIS DRAWING IS THE COPYRIGHT OF 360LIFE DESIGN STUDIO INTERNATIONAL AND MUST NOT BE RETAINED, COPIED OR USED WITHOUT THE ABOVE CONSULTANT'S AUTHORITY.
 - DO NOT SCALE FROM THE DRAWINGS. ALL DIMENSIONS AND LEVELS ARE IN MILLIMETERS UNLESS NOTED OTHERWISE. ALL DIMENSIONS TO BE VERIFIED ON SITE & APPROVED BY THE ENGINEER.
 - THIS DRAWING SHOULD BE READ IN CONJUNCTION WITH OTHER RELEVANT ARCHITECTURAL, STRUCTURAL, MECHANICAL AND ELECTRICAL DRAWINGS AND ALL RELEVANT SECTIONS OF THE SPECIFICATIONS.
 - ALL SERVICES CUT-OUTS, DUCTS AND EQUIPMENTS, PLINTH ARE SHOWN INDICATIVE ONLY. CONTRACTOR TO CO-ORDINATE THESE WITH THE SERVICES AND STRUCTURAL DRAWINGS.
 - THE CONTRACTOR SHALL COORDINATE ALL MECHANICAL FLOOR/ WALL SLEEVES AND SHAFTS IN CONCRETE SLABS/ ALLS WITH MECHANICAL, PLUMBING, FIRE PROTECTION, ELECTRICAL, STRUCTURAL AND ARCHITECTURAL DRAWINGS AND REPANCIOS, IF ANY, TO BE BROUGHT TO NOTICE OF THE ARCHITECT/ ENGINEER PRIOR TO EXECUTION OF WORK.

LEGEND:

- STR.COLUMNS & SHEAR WALLS
- 200 MM WALL (AAC BRICK)
- 100 MM WALL (AAC BRICK)
- 200 MM WALL (POROTHERM BRICK)
- AS PER DETAIL
- LEDGE WALL (PLAN)
- LEDGE WALL (ELEVATION)

Rev	Description	Date	Checked	Authorised
R0	For Information Only/GFC	30/06/2023	Abhishek	Sujith



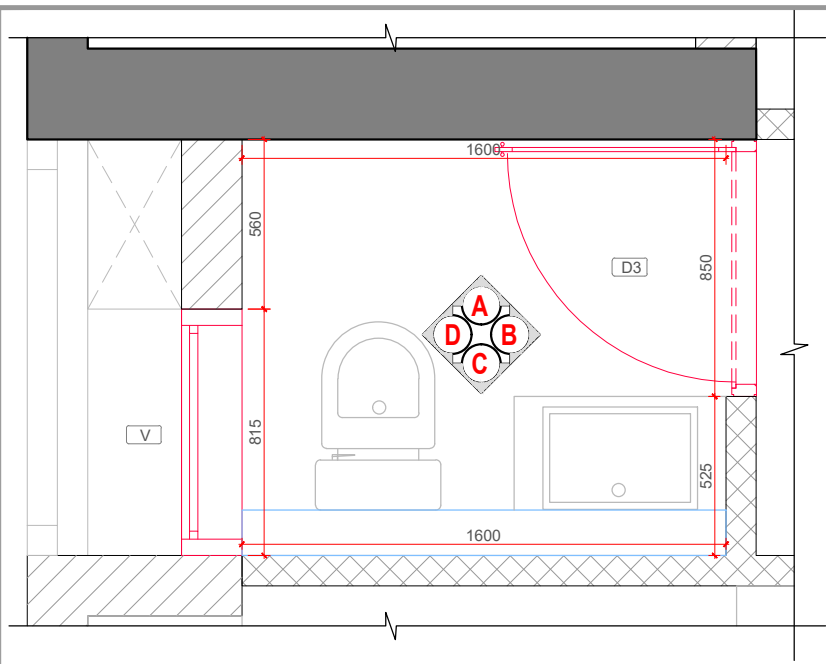
PROJECT TITLE:
THE-ORIGIN TOWER-1
IZZATH NAGAR, HYDERABAD

DRAWING TITLE:
KITCHEN ELEVATION
FLOOR 03 FLAT NO. 01

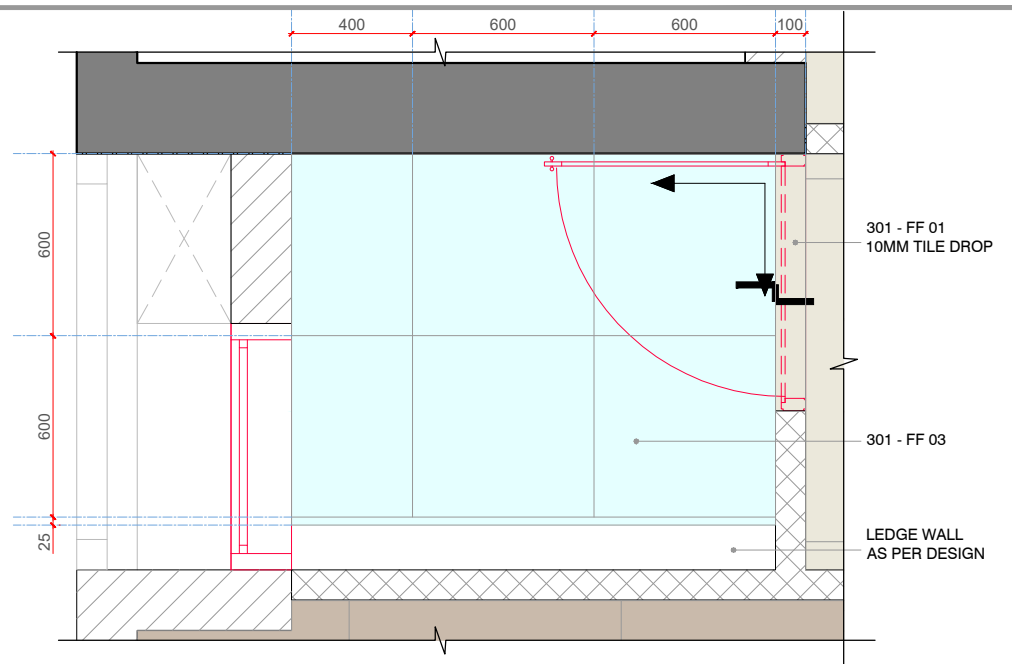
DRAWN	CHECKED	AUTHORIZED
SWATI	ABHISHEK / SYAM	SUJITH
ISSUED DATE:	30 JUNE 2023	PROJECT CODE:
		2101
DRAWING NUMBER:		
2101/ID/03-F1/200/04		

SCALE:
1:50

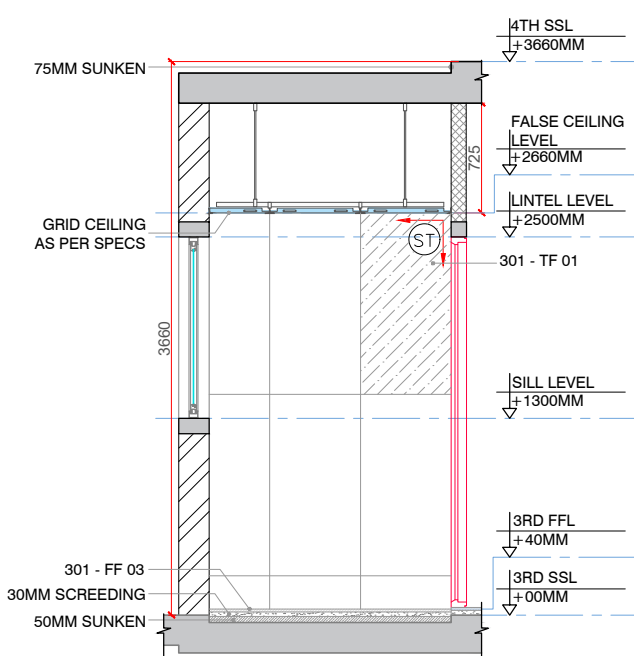
REV:
R0



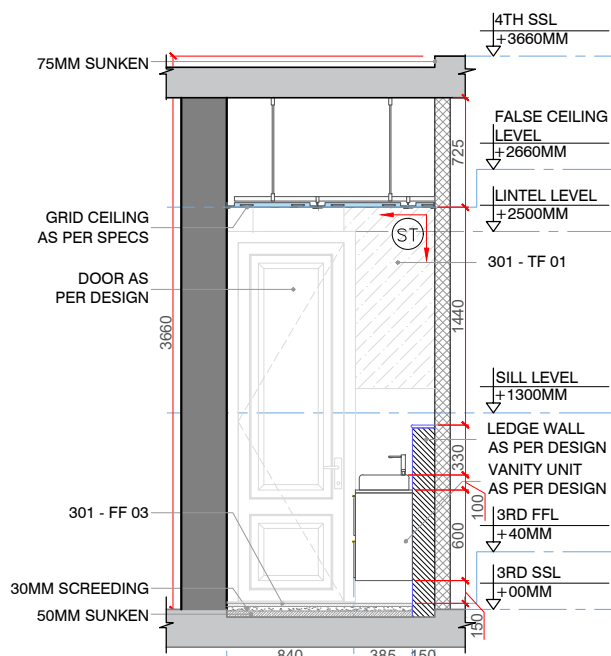
5A PLAN
SCALE: 1:25



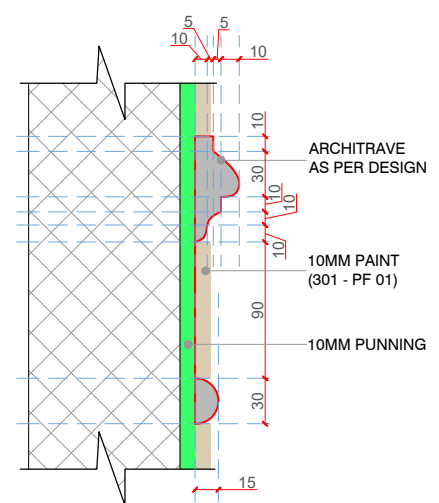
5B FLOORING LAYOUT
SCALE: 1:25



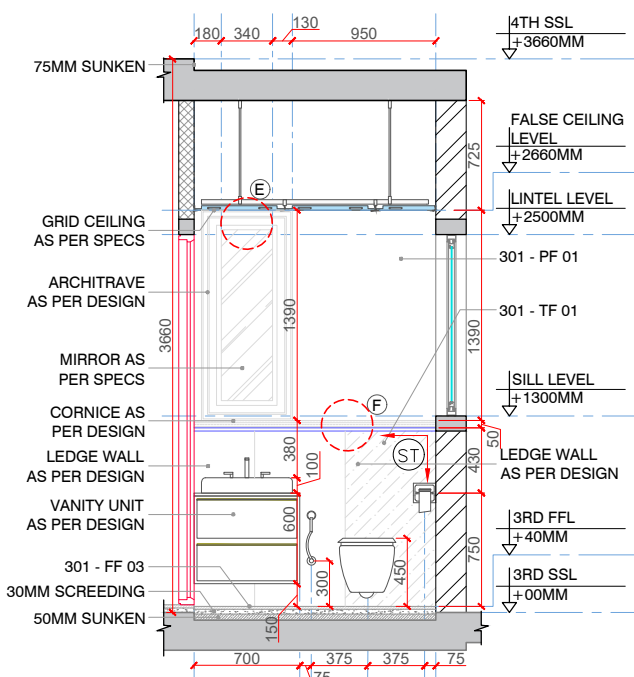
5C ELEVATION A
SCALE: 1:50



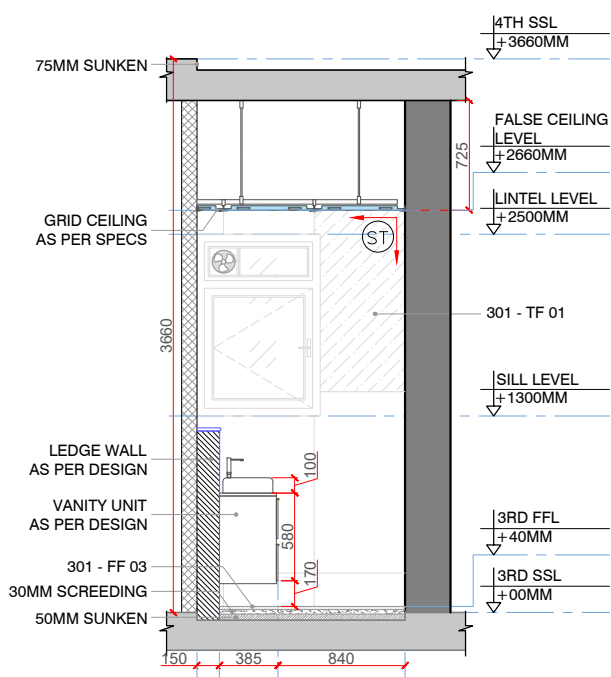
5D ELEVATION B
SCALE: 1:50



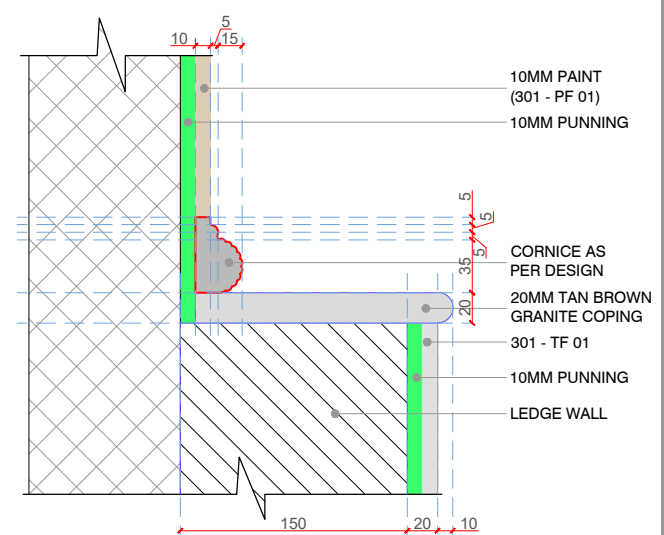
5E DETAIL@E
SCALE: 1:5



5F ELEVATION C
SCALE: 1:50



5G ELEVATION D
SCALE: 1:50



5H DETAIL@F
SCALE: 1:5

CLIENT:
360LIFE SUSTAINABLE LUXURY HOMES LLP
RESIDENTIAL DEVELOPMENT AT IZZATH NAGAR, HYDERABAD

ARCHITECT:
360LIFE DESIGN STUDIO INTL. LLP
RD NO. 03, VST COLONY BANJARA HILLS, HYDERABAD TELANGANA - 500082
E-MAIL ID: arch11.360life@gmail.com

MEP:
360LIFE DESIGN STUDIO INTL. LLP
RD NO. 03, VST COLONY BANJARA HILLS, HYDERABAD TELANGANA - 500082
E-MAIL ID: arch11.360life@gmail.com

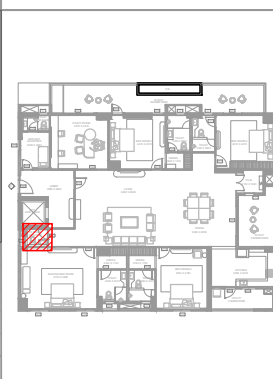
GENERAL NOTES:

- THIS DRAWING IS THE COPYRIGHT OF 360LIFE DESIGN STUDIO INTERNATIONAL AND MUST NOT BE RETAINED, COPIED OR USED WITHOUT THE ABOVE CONSULTANT'S AUTHORITY.
- DO NOT SCALE FROM THE DRAWINGS.
- ALL DIMENSIONS AND LEVELS ARE IN MILLIMETERS UNLESS NOTED OTHERWISE. ALL DIMENSIONS TO BE VERIFIED ON SITE & APPROVED BY THE ENGINEER.
- THIS DRAWING SHOULD BE READ IN CONJUNCTION WITH OTHER RELEVANT ARCHITECTURAL, STRUCTURAL, MECHANICAL AND ELECTRICAL DRAWINGS AND ALL RELEVANT SECTIONS OF THE SPECIFICATIONS.
- ALL SERVICES CUT-OUTS, DUCTS AND EQUIPMENTS, PLINTH ARE SHOWN INDICATIVE ONLY. CONTRACTOR TO CO-ORDINATE THESE WITH THE SERVICES AND STRUCTURAL DRAWINGS.
- THE CONTRACTOR SHALL COORDINATE ALL MECHANICAL FLOOR/WALL SLEEVES AND SHAFTS IN CONCRETE SLABS/ WALLS WITH MECHANICAL, PLUMBING, FIRE PROTECTION, ELECTRICAL, STRUCTURAL AND ARCHITECTURAL DRAWINGS AND REPANCIOS, IF ANY, TO BE BROUGHT TO NOTICE OF THE ARCHITECT/ENGINEER PRIOR TO EXECUTION OF WORK.

LEGEND:

	STR.COLUMNS & SHEAR WALLS
	200 MM WALL (AAC BRICK)
	100 MM WALL (AAC BRICK)
	200 MM WALL (POROTHERM BRICK)
	AS PER DETAIL
	LEDGE WALL (PLAN)
	LEDGE WALL (ELEVATION)

KEY PLAN:



PROJECT TITLE:

THE-ORIGIN TOWER-1
IZZATH NAGAR, HYDERABAD

DRAWING TITLE:

POWDER ROOM ELEVATION FLOOR 03 FLAT NO. 01

DRAWN:

SWATI

CHECKED:

ABHISHEK / SYAM

AUTHORIZED:

SUJITH

ISSUED DATE:

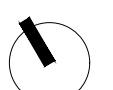
30 JUNE 2023

PROJECT CODE:

2101

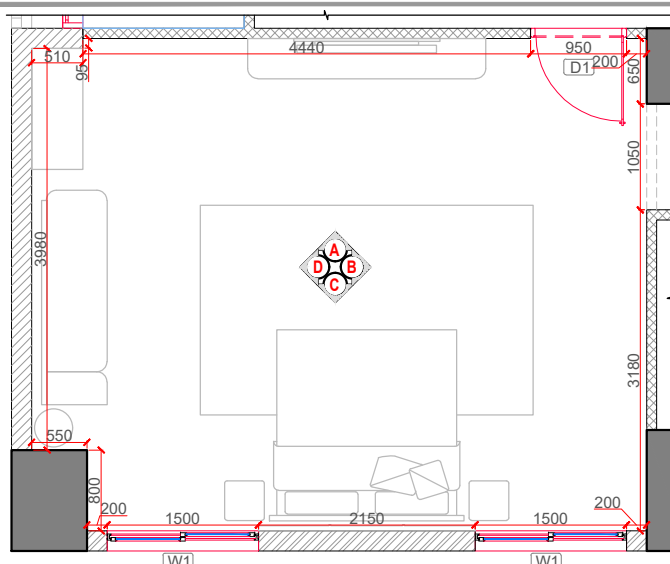
DRAWING NUMBER:

2101/ID/03-F1/200/05

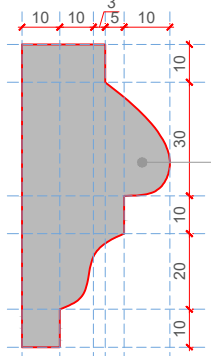


SCALE:
1:50

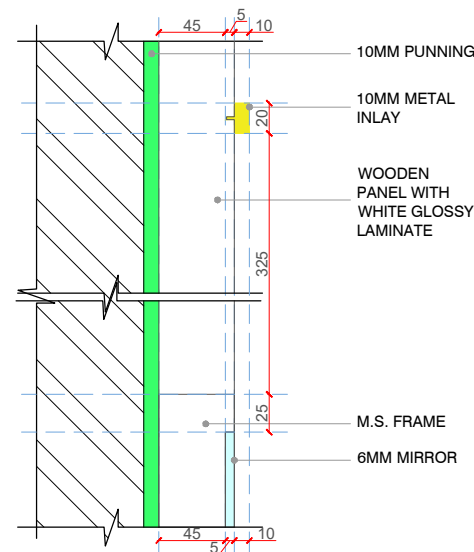
REV:
R0



6A PLAN
SCALE: 1:75



6B DETAIL@G
SCALE: 1:2



6C DETAIL@H
SCALE: 1:5

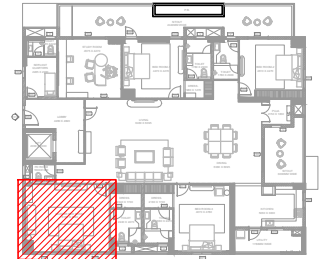


6D VIEW
SCALE: NTS

GENERAL NOTES:

1. THIS DRAWING IS THE COPYRIGHT OF 360LIFE DESIGN STUDIO INTL PVT LTD AND MUST NOT BE RETAINED, COPIED OR USED WITHOUT THE ABOVE CONSULTANT'S AUTHORITY.
2. DO NOT SCALE FROM THE DRAWINGS.
3. ALL DIMENSIONS AND LEVELS ARE IN MILLIMETRES UNLESS NOTED OTHERWISE. ALL DIMENSIONS TO BE VERIFIED ON SITE & APPROVED BY THE ENGINEER.
4. THIS DRAWING SHOULD BE READ IN CONJUNCTION WITH OTHER RELEVANT ARCHITECTURAL, STRUCTURAL, MECHANICAL AND ELECTRICAL DRAWINGS AND ALL RELEVANT SECTIONS OF THE SPECIFICATIONS.
5. ALL SERVICES CUT-OUTS, DUCTS AND EQUIPMENTS, PLINTH ARE SHOWN INDICATIVE ONLY. CONTRACTOR TO CO-ORDINATE THESE WITH THE SERVICES AND STRUCTURAL DRAWINGS.
6. THE CONTRACTOR SHALL COORDINATE ALL MECHANICAL FLOOR/ WALL SLEEVES AND SHAFTS IN CONCRETE SLABS/ WALLS WITH MECHANICAL, PLUMBING, FIRE PROTECTION, ELECTRICAL, STRUCTURAL AND ARCHITECTURAL DRAWINGS AND DISCREPANCIES, IF ANY, TO BE BROUGHT TO NOTICE OF THE ARCHITECT/ ENGINEER PRIOR TO EXECUTION OF WORK.

KEY PLAN:



LEGEND:

	STR. COLUMNS & SHEAR WALLS
	200 MM WALL (AAC BRICK)
	100 MM WALL (AAC BRICK)
	200 MM WALL (POROTHERM BRICK)
	AS PER DETAIL
	LEDGE WALL (PLAN)
	LEDGE WALL (ELEVATION)

Rd	For Information Only/GFC	30/06/2023	Abhishek	Sujith
Rev	Description	Date	Checked	Authorised

PROJECT:
THE-ORIGIN TOWER-1
IZZATH NAGAR, HYDERABAD

CLIENT:
360LIFE SUSTAINABLE LUXURY HOMES LLP
RESIDENTIAL DEVELOPMENT AT IZZATH NAGAR, HYDERABAD

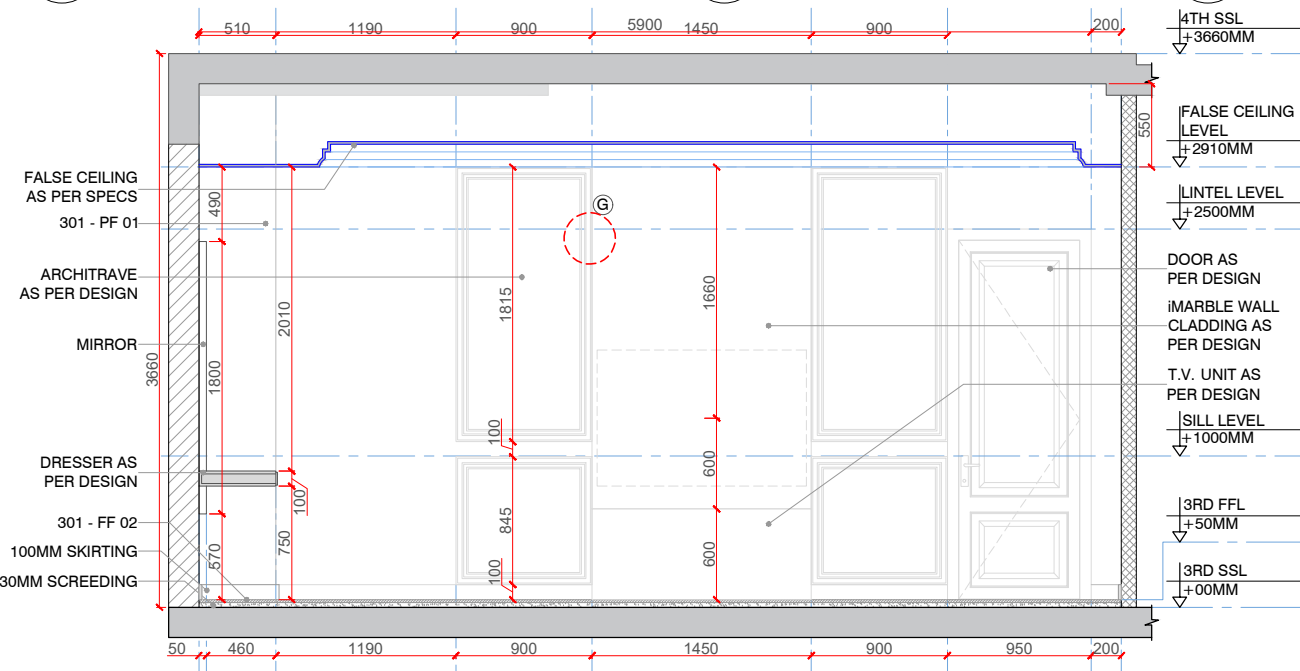
ARCHITECT:
360LIFE DESIGN STUDIO INTL. LLP
RD NO. 03,VST COLONY BANJARA HILLS, HYDERABAD TELANGANA - 500082
E-MAIL ID: arch11.360life@gmail.com

MEP:
360LIFE DESIGN STUDIO INTL. LLP
RD NO. 03,VST COLONY BANJARA HILLS, HYDERABAD TELANGANA - 500082
E-MAIL ID: arch11.360life@gmail.com

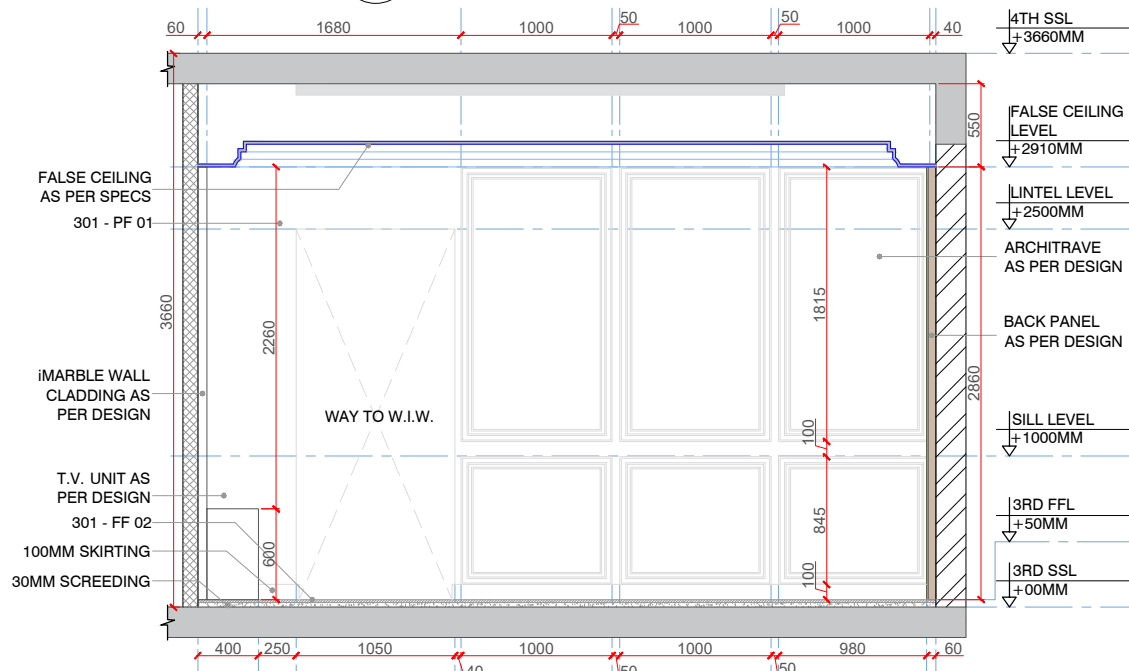
DRAWING TITLE:

MASTER BEDROOM ELEVATION FLOOR 03 FLAT NO. 01

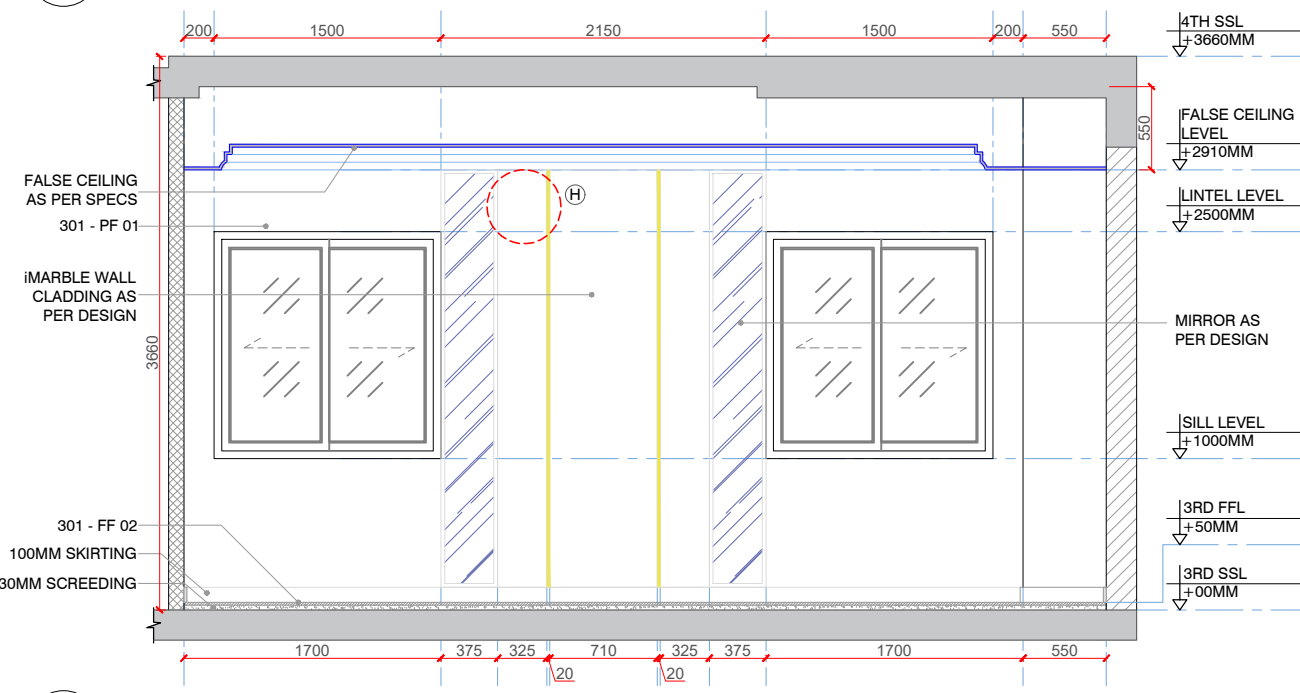
SCALE	DRAWN	CHECKED	AUTHORISED	North
1: 50	SWATI	ABHISHEK/SYAM	SUJITH	
Issued Date:	30 JUNE 2023		Project Code:	2101
Drawing Number:	2101/ID/03-F1/200/06			Rev



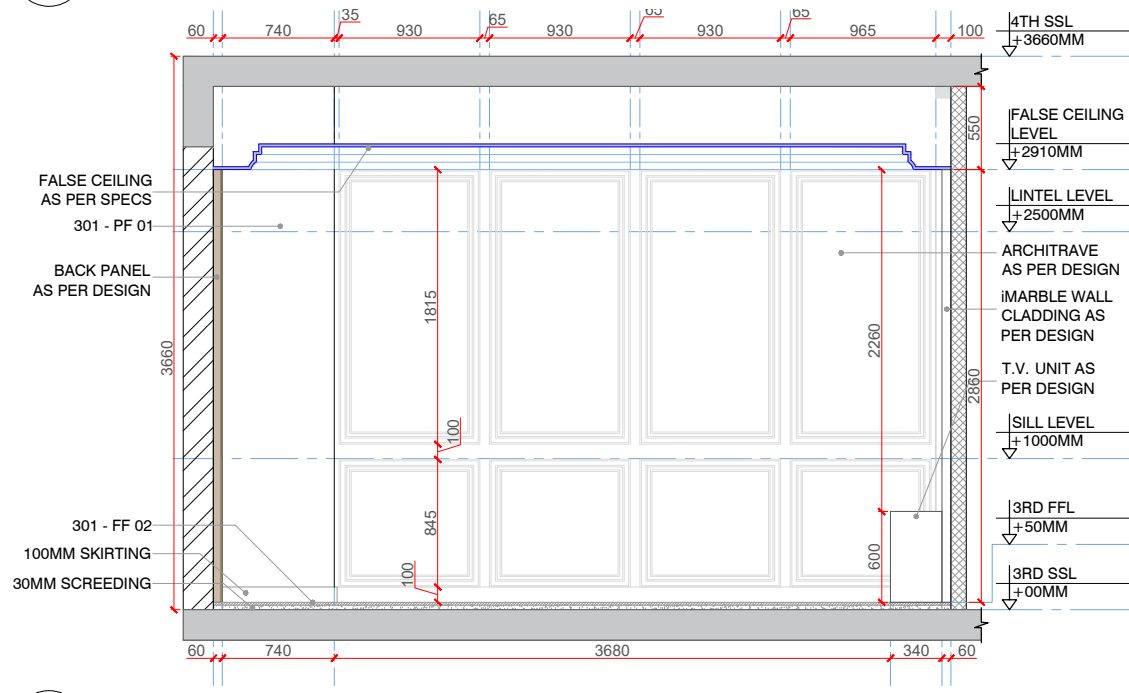
6E ELEVATION A
SCALE: 1:50



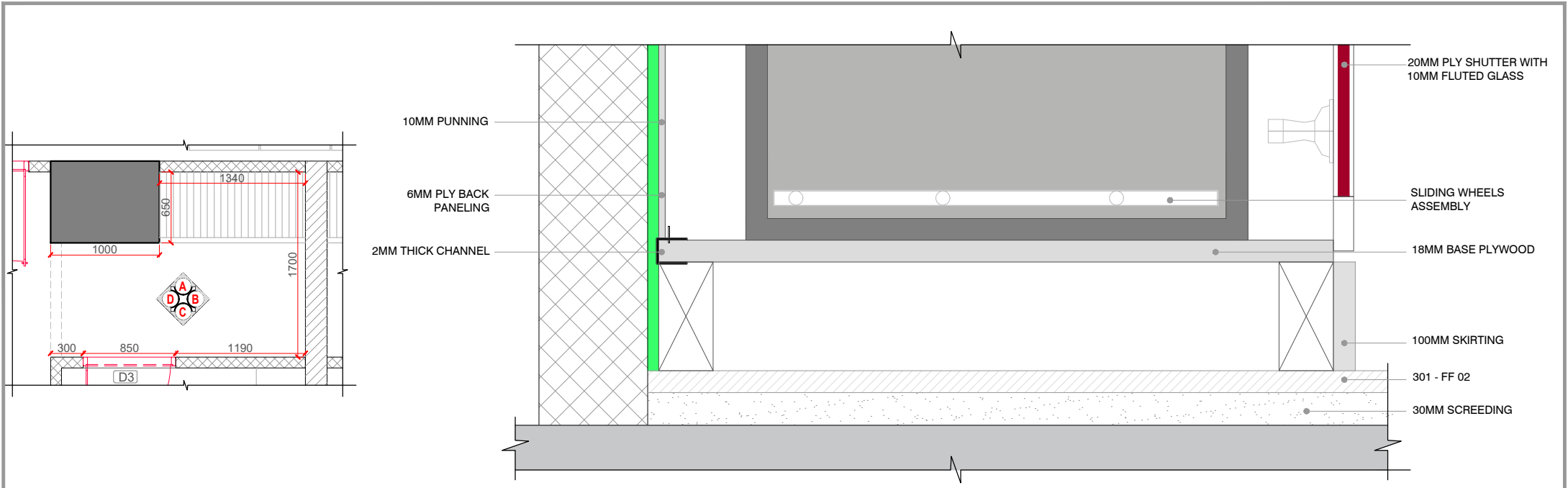
6F ELEVATION B
SCALE: 1:50



6G ELEVATION C
SCALE: 1:50

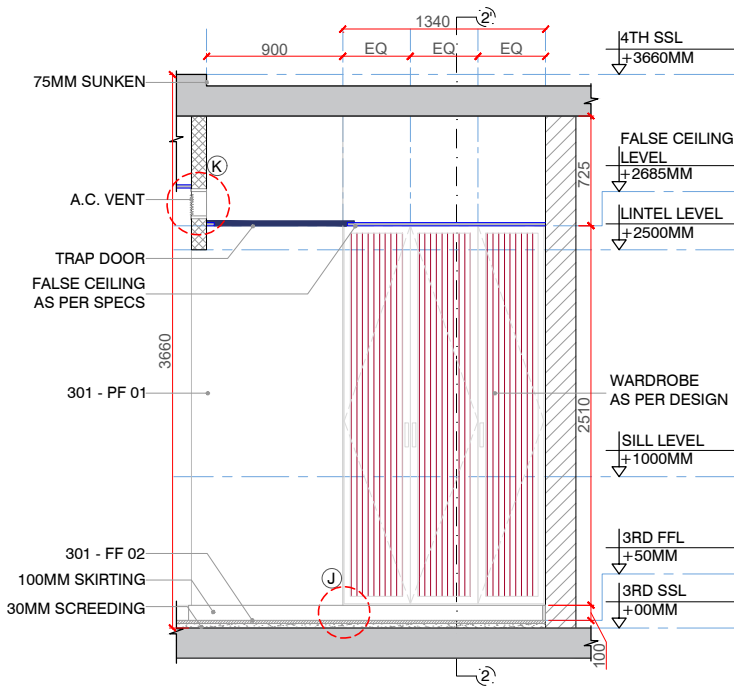


6H ELEVATION D
SCALE: 1:50

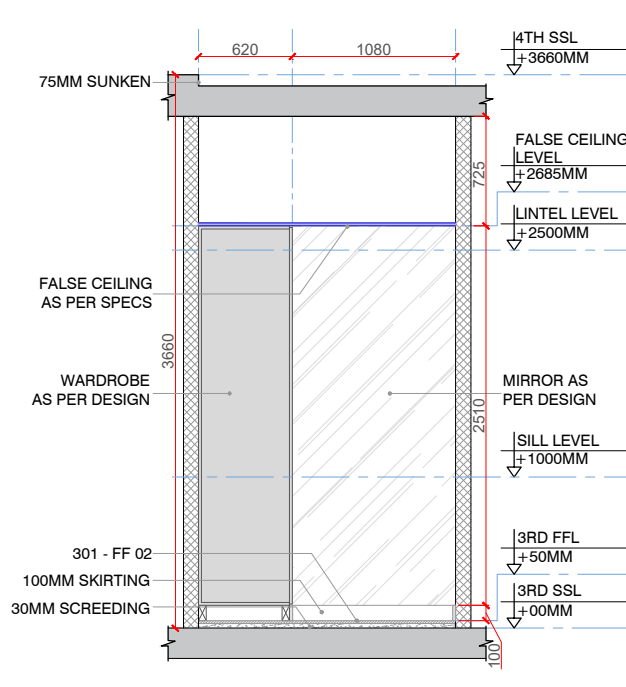


7A PLAN
SCALE: 1:50

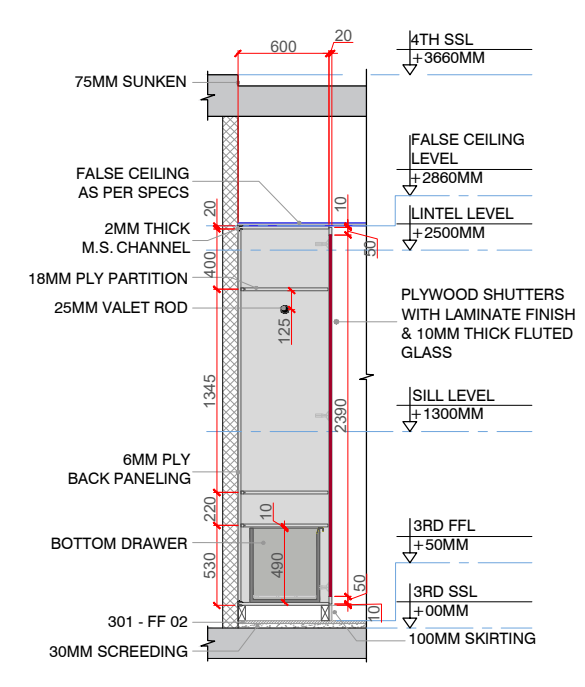
7B DEATIL@J
SCALE: 1:5



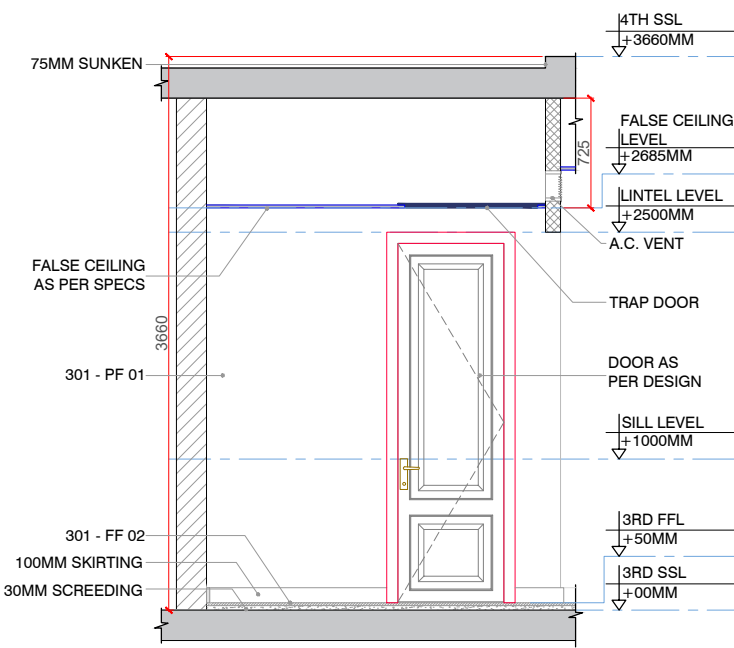
7C ELEVATION A
SCALE: 1:50



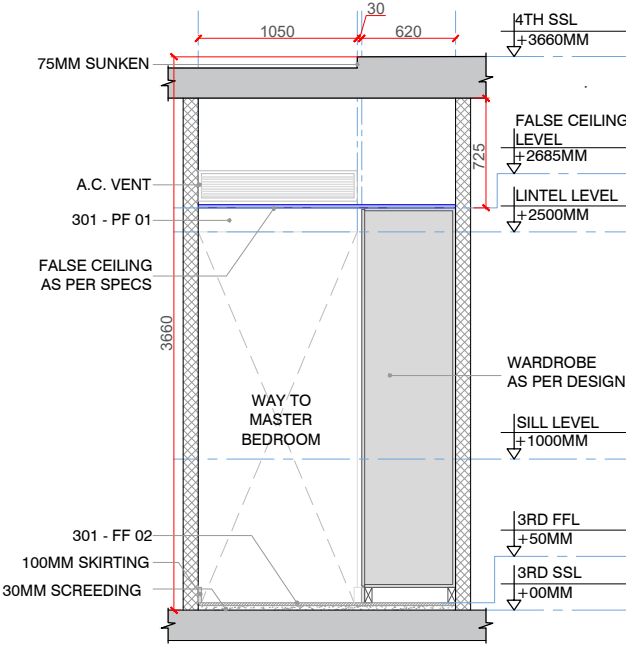
7D ELEVATION B
SCALE: 1:50



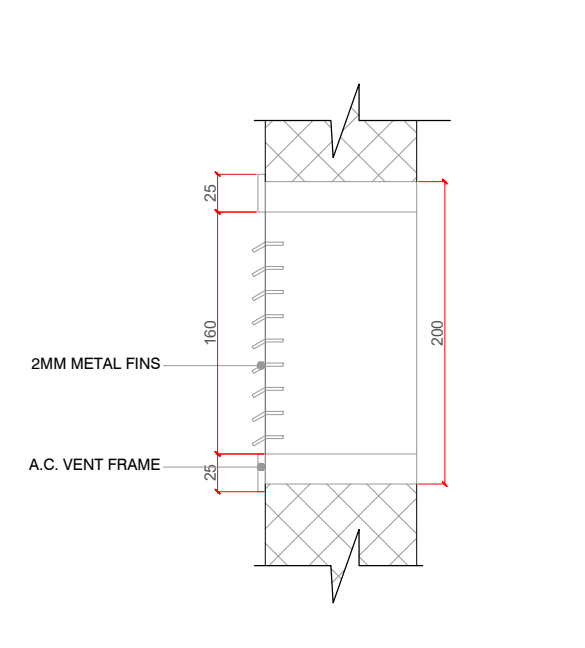
7E SECTION@2-2'
SCALE: 1:50



7F ELEVATION C
SCALE: 1:50



7G ELEVATION D
SCALE: 1:50



7H DETAIL@K
SCALE: 1:5

CLIENT:
360LIFE SUSTAINABLE LUXURY HOMES LLP
RESIDENTIAL DEVELOPMENT AT IZZATH NAGAR, HYDERABAD

ARCHITECT:
360LIFE DESIGN STUDIO INTL. LLP
RD NO. 03,VST COLONY BANJARA HILLS, HYDERABAD TELANGANA - 500082
E-MAIL ID: arch11.360life@gmail.com

MEP:
360LIFE DESIGN STUDIO INTL. LLP
RD NO. 03,VST COLONY BANJARA HILLS, HYDERABAD TELANGANA - 500082
E-MAIL ID: arch11.360life@gmail.com

- GENERAL NOTES:**
- THIS DRAWING IS THE COPYRIGHT OF 360LIFE DESIGN STUDIO INTERNATIONAL AND MUST NOT BE RETAINED, COPIED OR USED WITHOUT THE ABOVE CONSULTANT'S AUTHORITY.
 - DO NOT SCALE FROM THE DRAWINGS.
 - ALL DIMENSIONS AND LEVELS ARE IN MILLIMETERS UNLESS NOTED OTHERWISE. ALL DIMENSIONS TO BE VERIFIED ON SITE & APPROVED BY THE ENGINEER.
 - THIS DRAWING SHOULD BE READ IN CONJUNCTION WITH OTHER RELEVANT ARCHITECTURAL, STRUCTURAL, MECHANICAL AND ELECTRICAL DRAWINGS AND ALL RELEVANT SECTIONS OF THE SPECIFICATIONS.
 - ALL SERVICES CUT-OUTS, DUCTS AND EQUIPMENTS, PLINTH ARE SHOWN INDICATIVE ONLY. CONTRACTOR TO CO-ORDINATE THESE WITH THE SERVICES AND STRUCTURAL DRAWINGS.
 - THE CONTRACTOR SHALL COORDINATE ALL MECHANICAL FLOOR/ WALL SLEEVES AND SHAFTS IN CONCRETE SLABS/ ALLS WITH MECHANICAL, PLUMBING, FIRE PROTECTION, ELECTRICAL, STRUCTURAL AND ARCHITECTURAL DRAWINGS AND REPANCS, IF ANY, TO BE BROUGHT TO NOTICE OF THE ARCHITECT/ ENGINEER PRIOR TO EXECUTION OF WORK.

LEGEND:

	STR.COLUMNS & SHEAR WALLS
	200 MM WALL (AAC BRICK)
	100 MM WALL (AAC BRICK)
	200 MM WALL (POROTHERM BRICK)
	AS PER DETAIL
	LEDGE WALL (PLAN)
	LEDGE WALL (ELEVATION)

KEY PLAN:

Rev	Description	Date	Checked	Authorised
R0	For Information Only/GFC	30/06/2023	Abhishek	Sujith

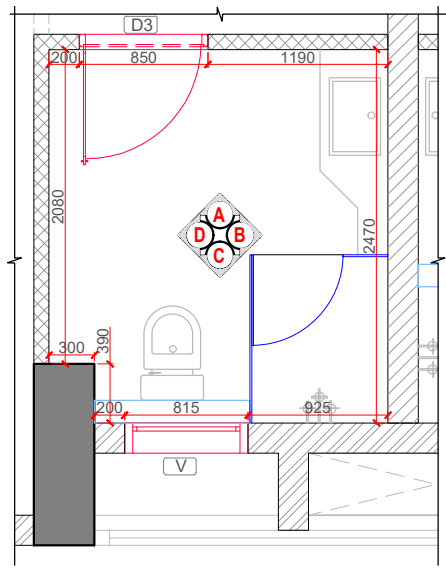
PROJECT TITLE:
THE-ORIGIN TOWER-1
IZZATH NAGAR, HYDERABAD

DRAWING TITLE:
MASTER BEDROOM W.I.W. ELEVATION FLOOR 03 FLAT NO. 01

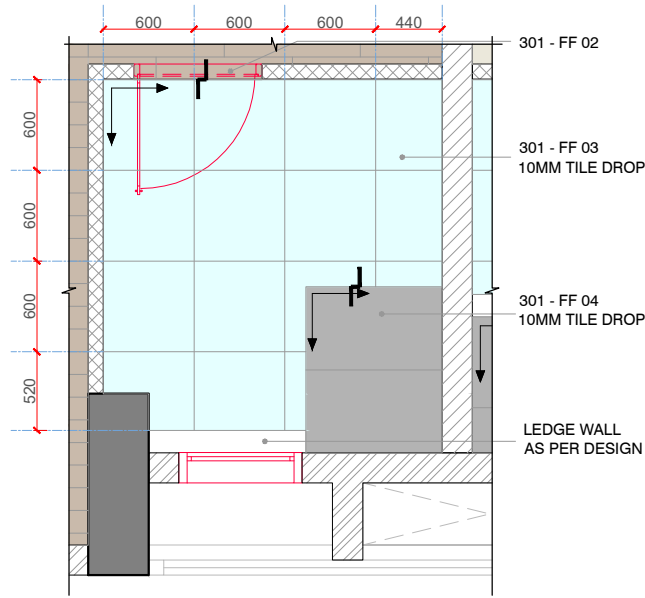
DRAWN	CHECKED	AUTHORIZED
SWATI	ABHISHEK / SYAM	SUJITH
ISSUED DATE:	30 JUNE 2023	PROJECT CODE:
		2101
DRAWING NUMBER:		
2101/ID/03-F1/200/07		

SCALE:
1:50

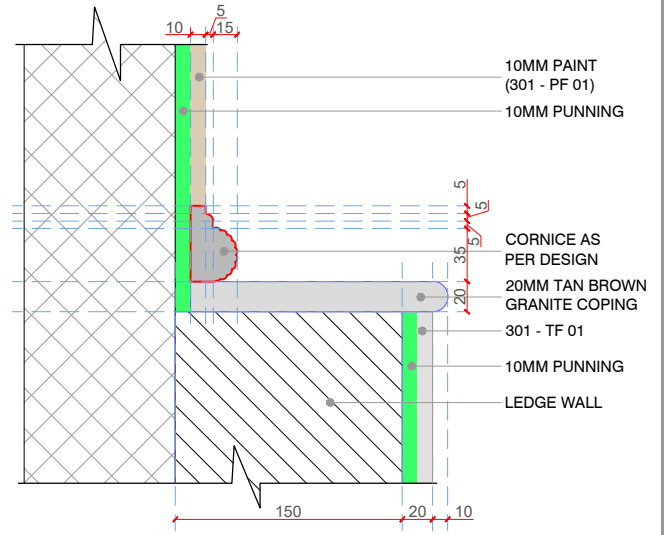
REV:
R0



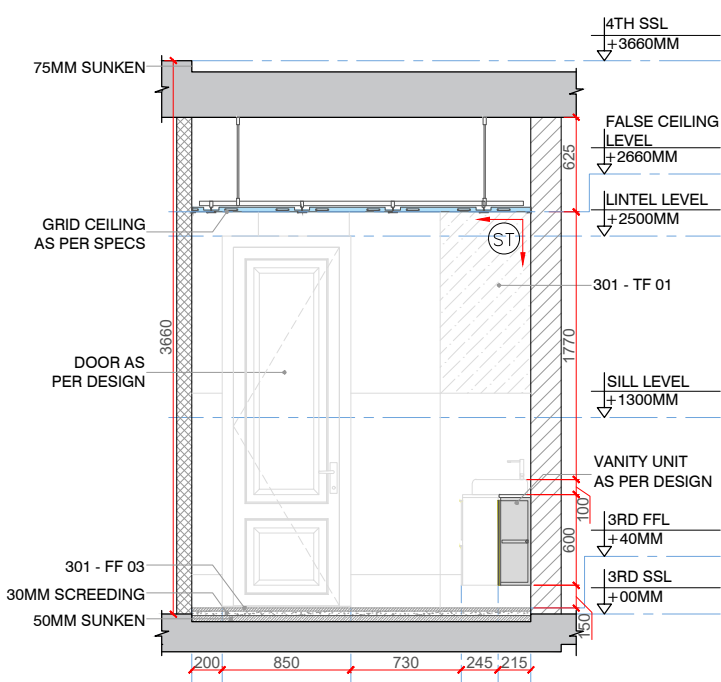
8A PLAN
SCALE: 1:50



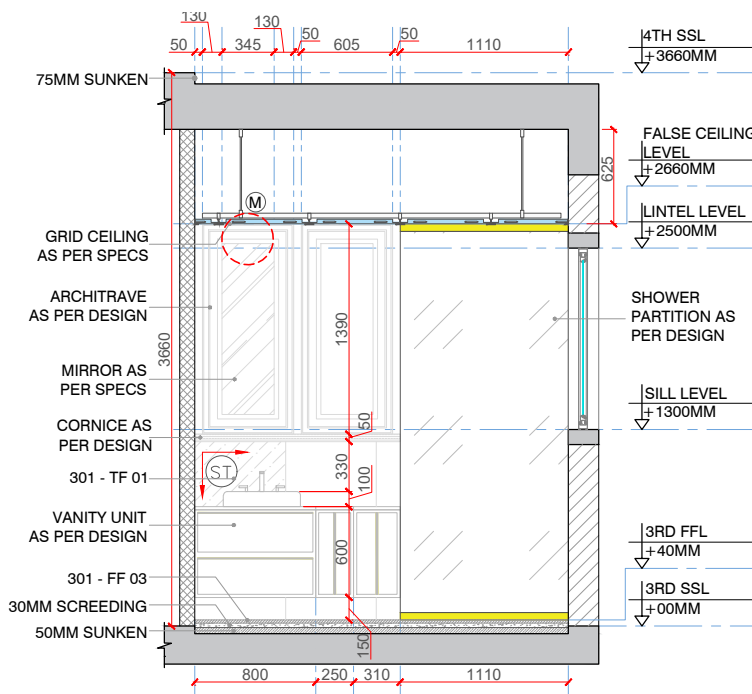
8B FLOORING LAYOUT
SCALE: 1:50



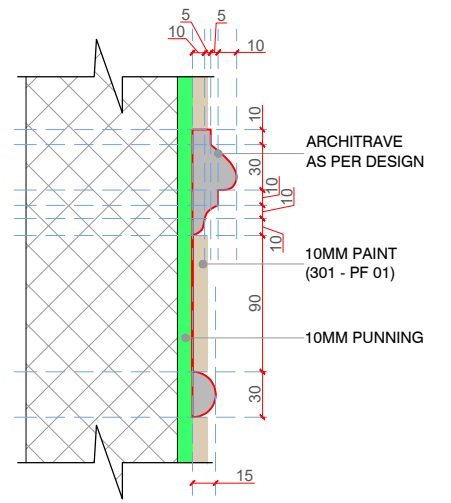
8C DETAIL@L
SCALE: 1:5



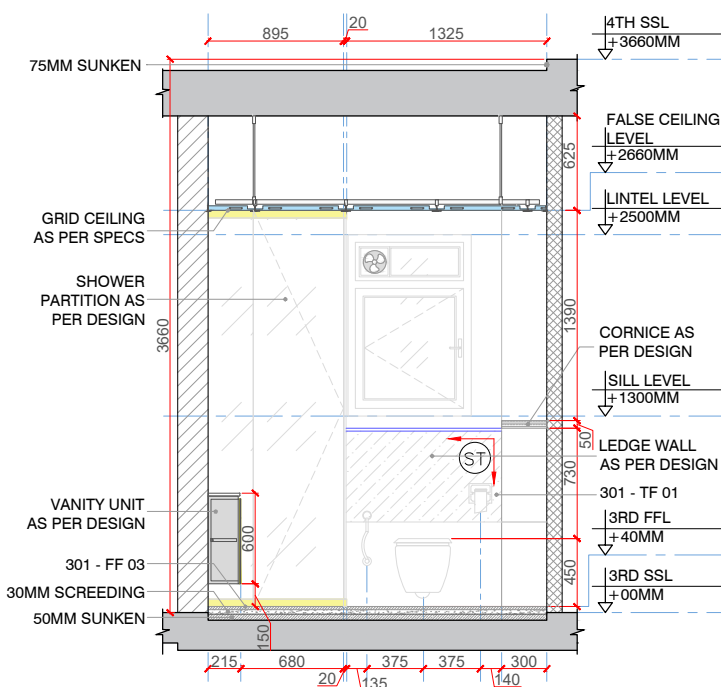
8D ELEVATION A
SCALE: 1:50



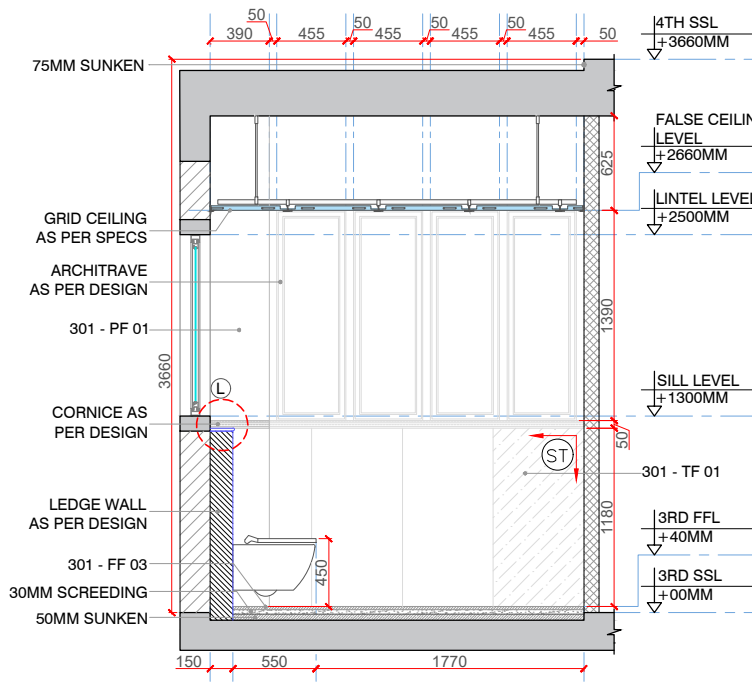
8E ELEVATION B
SCALE: 1:50




8F DETAIL@M
SCALE: 1:5



8G ELEVATION C
SCALE: 1:50



8H ELEVATION D
SCALE: 1:50



8J VIEW
SCALE: NTS

CLIENT:
360LIFE SUSTAINABLE LUXURY HOMES LLP
RESIDENTIAL DEVELOPMENT AT IZZATH NAGAR, HYDERABAD

ARCHITECT:
360LIFE DESIGN STUDIO INTL. LLP
RD NO. 03,VST COLONY BANJARA HILLS, HYDERABAD TELANGANA - 500082
E-MAIL ID: arch11.360life@gmail.com

MEP:
360LIFE DESIGN STUDIO INTL. LLP
RD NO. 03,VST COLONY BANJARA HILLS, HYDERABAD TELANGANA - 500082
E-MAIL ID: arch11.360life@gmail.com

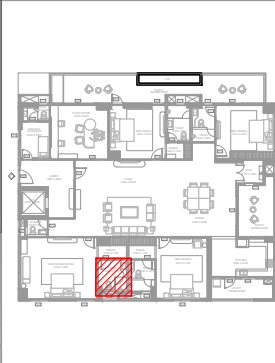
GENERAL NOTES:

- THIS DRAWING IS THE COPYRIGHT OF 360LIFE DESIGN STUDIO INTERNATIONAL AND MUST NOT BE RETAINED, COPIED OR USED WITHOUT THE ABOVE CONSULTANT'S AUTHORITY.
- DO NOT SCALE FROM THE DRAWINGS.
- ALL DIMENSIONS AND LEVELS ARE IN MILLIMETERS UNLESS NOTED OTHERWISE. ALL DIMENSIONS TO BE VERIFIED ON SITE & APPROVED BY THE ENGINEER.
- THIS DRAWING SHOULD BE READ IN CONJUNCTION WITH OTHER RELEVANT ARCHITECTURAL, STRUCTURAL, MECHANICAL AND ELECTRICAL DRAWINGS AND ALL RELEVANT SECTIONS OF THE SPECIFICATIONS.
- ALL SERVICES CUT-OUTS, DUCTS AND EQUIPMENTS, PLINTH ARE SHOWN INDICATIVE ONLY. CONTRACTOR TO CO-ORDINATE THESE WITH THE SERVICES AND STRUCTURAL DRAWINGS.
- THE CONTRACTOR SHALL COORDINATE ALL MECHANICAL FLOOR/ WALL SLEEVES AND SHAFTS IN CONCRETE SLABS/ ALLS WITH MECHANICAL, PLUMBING, FIRE PROTECTION, ELECTRICAL, STRUCTURAL AND ARCHITECTURAL DRAWINGS AND REPANCS, IF ANY, TO BE BROUGHT TO NOTICE OF THE ARCHITECT/ ENGINEER PRIOR TO EXECUTION OF WORK.

LEGEND:

	STR.COLUMNS & SHEAR WALLS
	200 MM WALL (AAC BRICK)
	100 MM WALL (AAC BRICK)
	200 MM WALL (POROTHERM BRICK)
	AS PER DETAIL
	LEDGE WALL (PLAN)
	LEDGE WALL (ELEVATION)

KEY PLAN:



PROJECT TITLE:

THE-ORIGIN TOWER-1
IZZATH NAGAR, HYDERABAD

DRAWING TITLE:

MASTER BEDROOM TOILET ELEVATION FLOOR 03 FLAT NO. 01

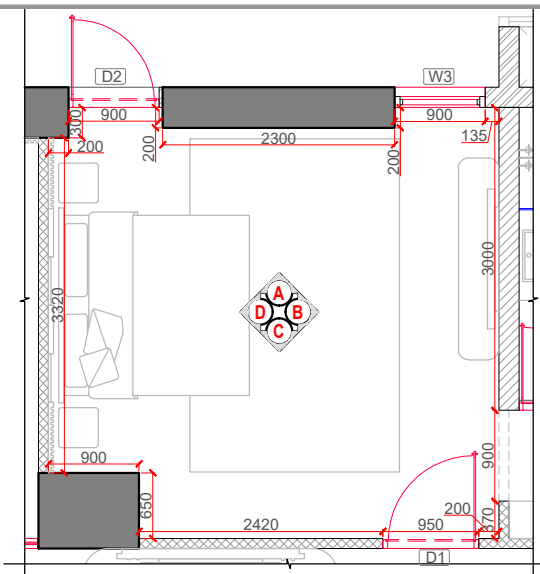
DRAWN	CHECKED	AUTHORIZED
SWATI	ABHISHEK / SYAM	SUJITH
ISSUED DATE:	30 JUNE 2023	PROJECT CODE:
		2101

DRAWING NUMBER:
2101/ID/03-F1/200/08

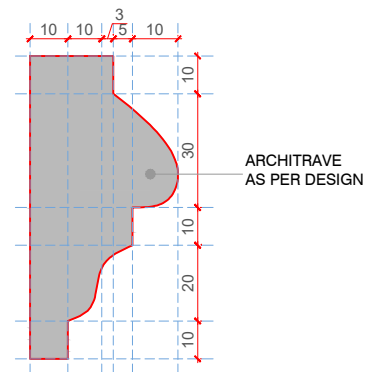


SCALE:
1:50

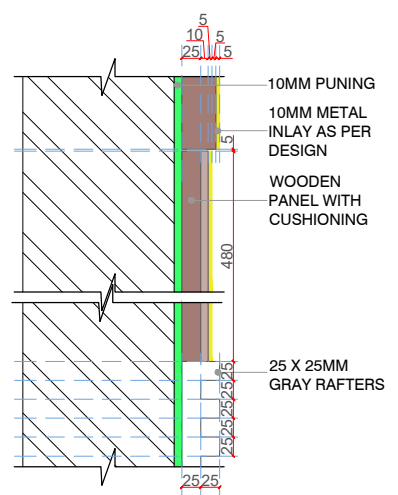
REV:
R0



9A PLAN
SCALE: 1:75



9B DETAIL@N
SCALE: 1:2



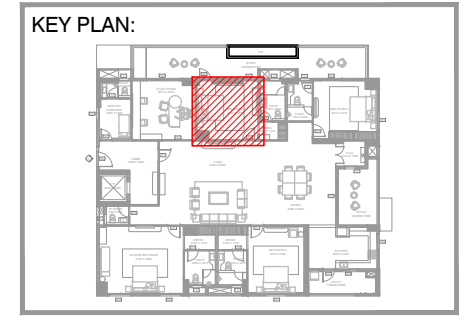
9C DETAIL@P
SCALE: 1:10



9D VIEW
SCALE: NTS

GENERAL NOTES:

- THIS DRAWING IS THE COPYRIGHT OF 360LIFE DESIGN STUDIO INTL PVT LTD. AND MUST NOT BE RETAINED, COPIED OR USED WITHOUT THE ABOVE CONSULTANT'S AUTHORITY.
- DO NOT SCALE FROM THE DRAWINGS.
- ALL DIMENSIONS AND LEVELS ARE IN MILLIMETRES UNLESS NOTED OTHERWISE. ALL DIMENSIONS TO BE VERIFIED ON SITE & APPROVED BY THE ENGINEER.
- THIS DRAWING SHOULD BE READ IN CONJUNCTION WITH OTHER RELEVANT ARCHITECTURAL, STRUCTURAL, MECHANICAL AND ELECTRICAL DRAWINGS AND ALL RELEVANT SECTIONS OF THE SPECIFICATIONS.
- ALL SERVICES CUT-OUTS, DUCTS AND EQUIPMENTS, PLINTH ARE SHOWN INDICATIVE ONLY. CONTRACTOR TO CO-ORDINATE THESE WITH THE SERVICES AND STRUCTURAL DRAWINGS.
- THE CONTRACTOR SHALL COORDINATE ALL MECHANICAL FLOOR/ WALL SLEEVES AND SHAFTS IN CONCRETE SLABS/ WALLS WITH MECHANICAL, PLUMBING, FIRE PROTECTION, ELECTRICAL, STRUCTURAL AND ARCHITECTURAL DRAWINGS AND DISCREPANCIES, IF ANY, TO BE BROUGHT TO NOTICE OF THE ARCHITECT/ ENGINEER PRIOR TO EXECUTION OF WORK.



LEGEND:

	STR. COLUMNS & SHEAR WALLS
	200 MM WALL (AAC BRICK)
	100 MM WALL (AAC BRICK)
	200 MM WALL (POROTHERM BRICK)
	AS PER DETAIL
	LEDGE WALL (PLAN)
	LEDGE WALL (ELEVATION)

RD	For Information Only/GFC	30/06/2023	Abhishek	Sujith
Rev	Description	Date	Checked	Authorised

PROJECT:
THE-ORIGIN TOWER-1
IZZATH NAGAR, HYDERABAD

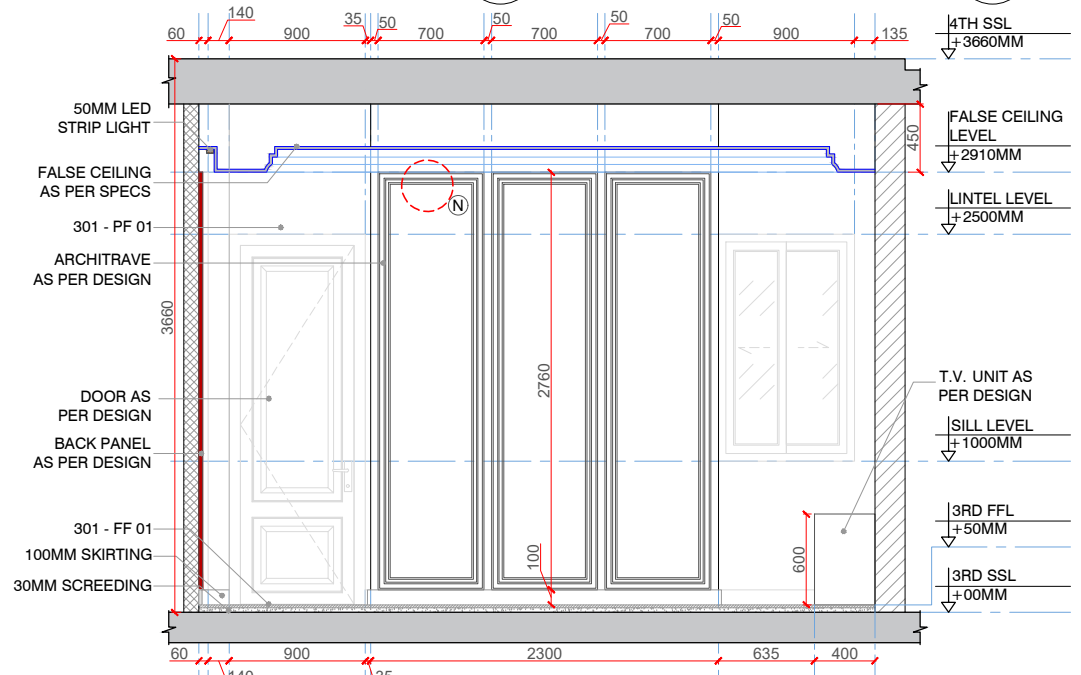
CLIENT:
360LIFE SUSTAINABLE LUXURY HOMES LLP
RESIDENTIAL DEVELOPMENT AT IZZATH NAGAR, HYDERABAD

ARCHITECT:
360LIFE DESIGN STUDIO INTL. LLP
RD NO. 03, VST COLONY BANJARA HILLS, HYDERABAD TELANGANA - 500082
E-MAIL ID: arch11.360life@gmail.com

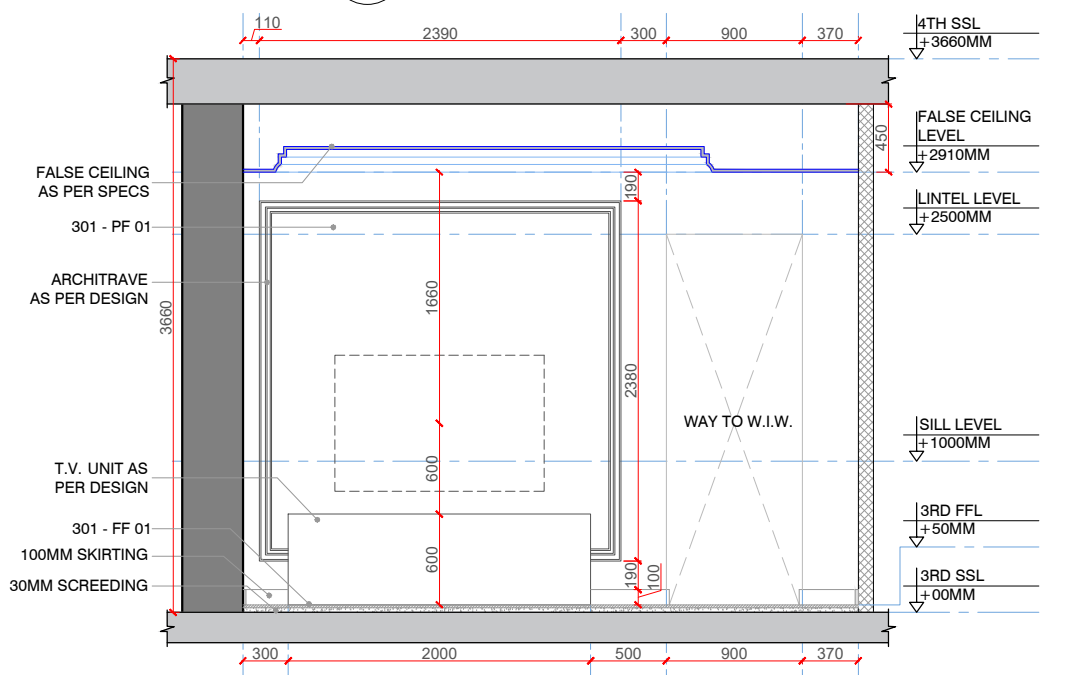
MEP:
360LIFE DESIGN STUDIO INTL. LLP
RD NO. 03, VST COLONY BANJARA HILLS, HYDERABAD TELANGANA - 500082
E-MAIL ID: arch11.360life@gmail.com

DRAWING TITLE:
BEDROOM 01 ELEVATION FLOOR 03 FLAT NO. 01

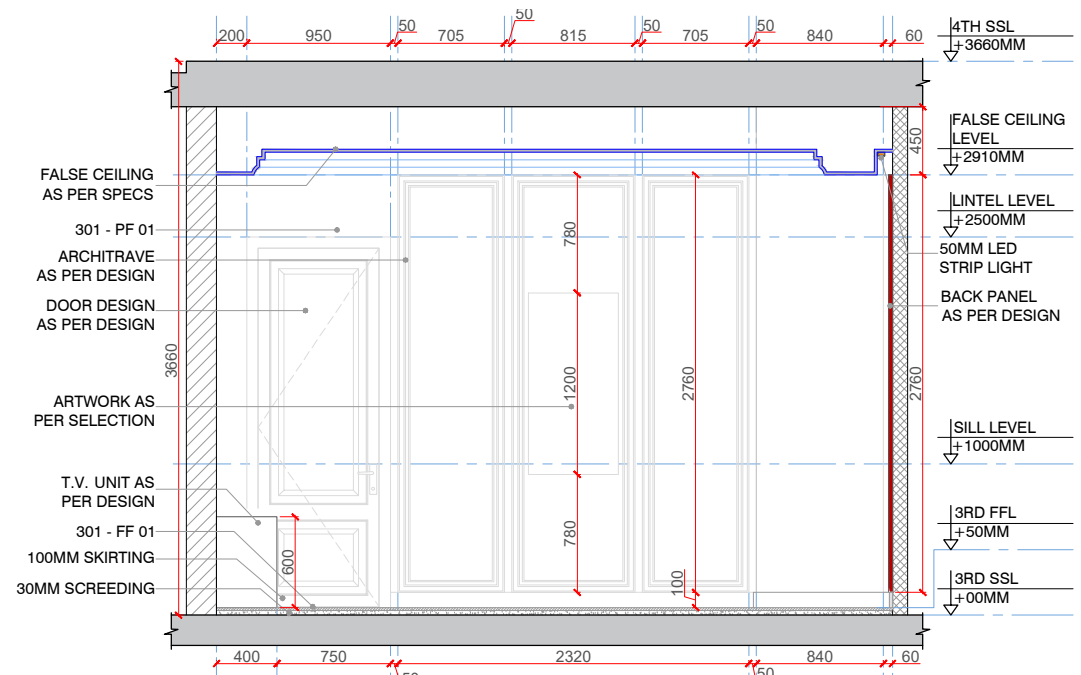
SCALE	DRAWN	CHECKED	AUTHORISED	North
1: 50	SWATI	ABHISHEK/ SYAM	SUJITH	
Issued Date:	Project Code:		2101	Rev
30 JUNE 2023				
Drawing Number:	2101/ID/03-F1/200/09			R0



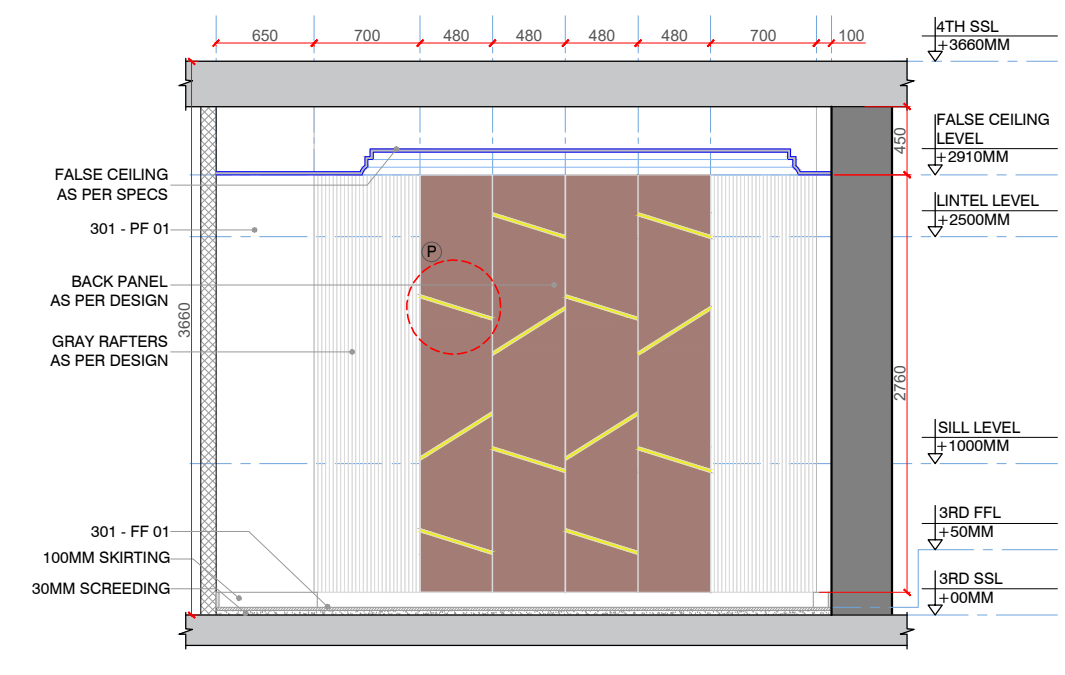
9E ELEVATION A
SCALE: 1:50



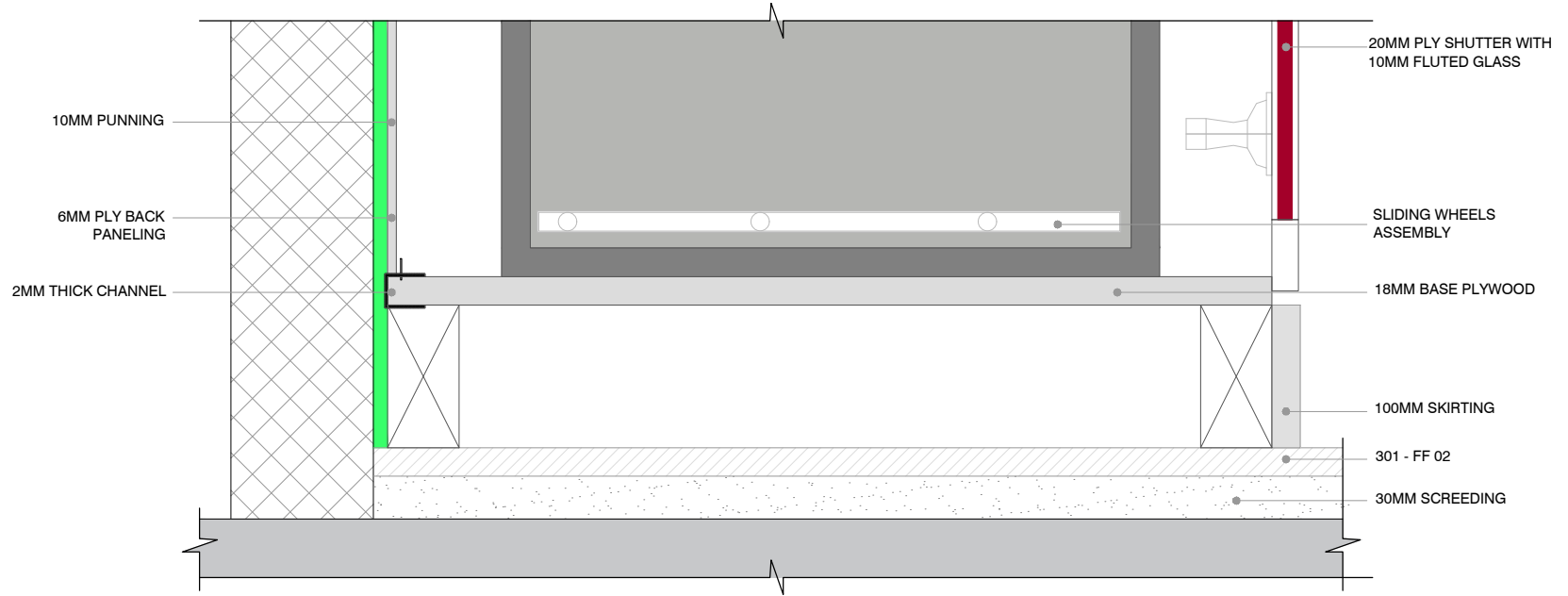
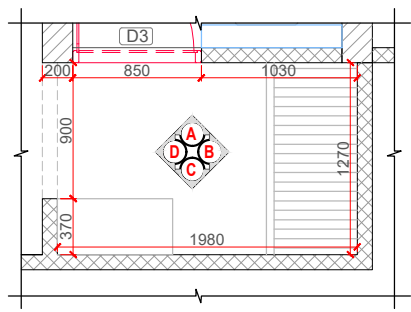
9F ELEVATION B
SCALE: 1:50



9G ELEVATION C
SCALE: 1:50

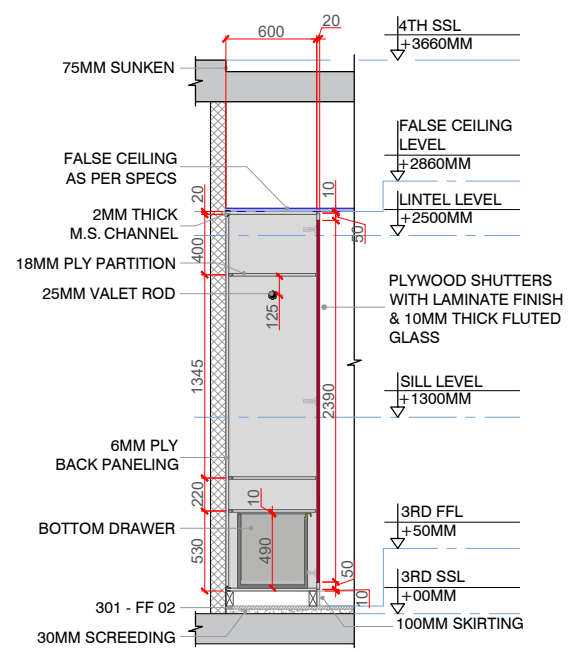
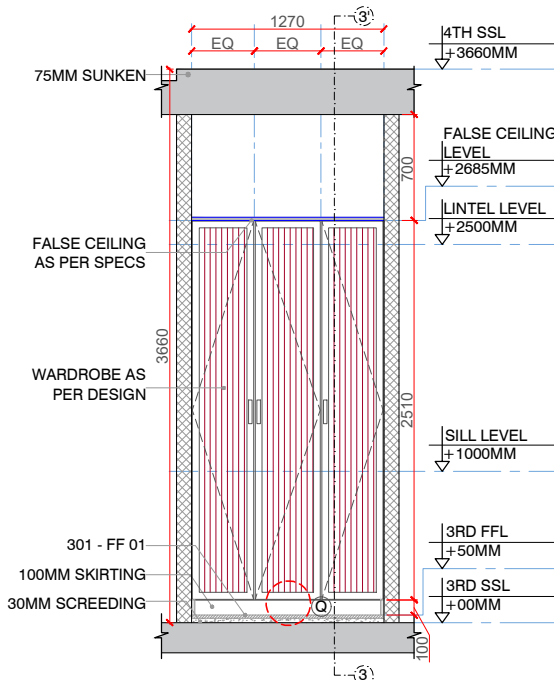
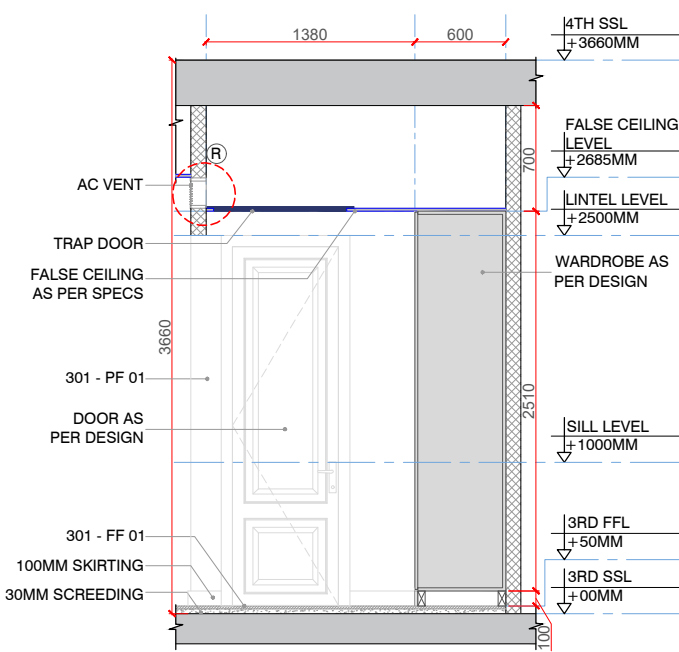


9H ELEVATION D
SCALE: 1:50



10A PLAN
SCALE: 1:50

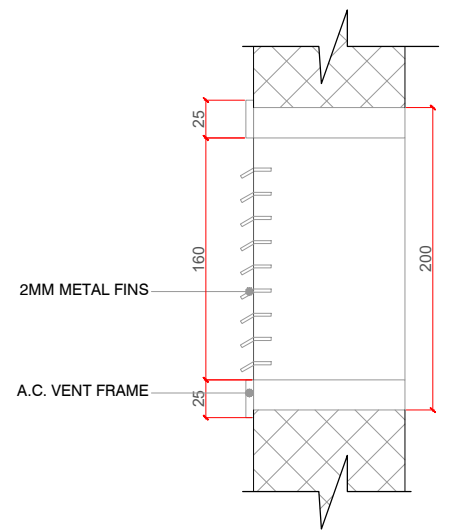
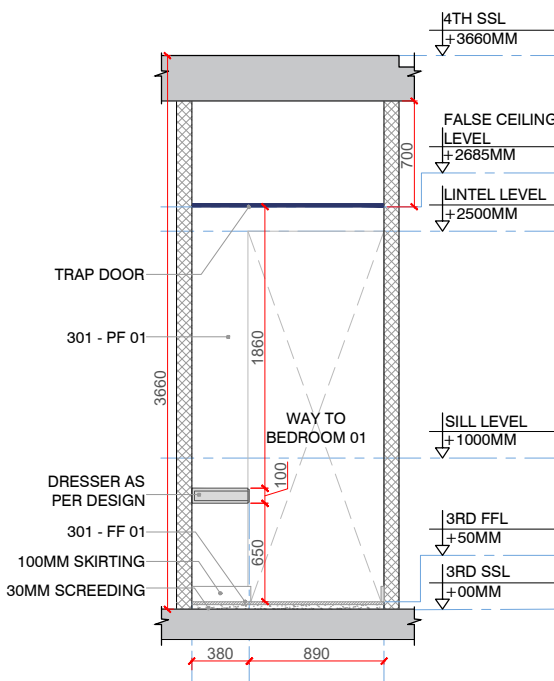
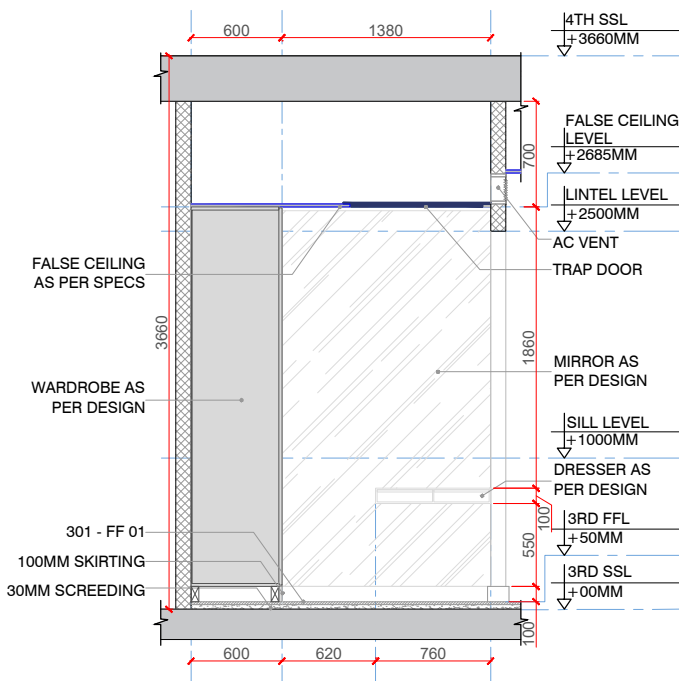
10B DETAIL@Q
SCALE: 1:5



10C ELEVATION A
SCALE: 1:50

10D ELEVATION B
SCALE: 1:50

10E SECTION@3-3'
SCALE: 1:50



10F ELEVATION C
SCALE: 1:50

10G ELEVATION D
SCALE: 1:50

10H DEATIL@R
SCALE: 1:5

CLIENT:
360LIFE SUSTAINABLE LUXURY HOMES LLP
RESIDENTIAL DEVELOPMENT AT IZZATH NAGAR, HYDERABAD

ARCHITECT:
360LIFE DESIGN STUDIO INTL. LLP
RD NO. 03,VST COLONY BANJARA HILLS, HYDERABAD TELANGANA - 500082
E-MAIL ID: arch11.360life@gmail.com

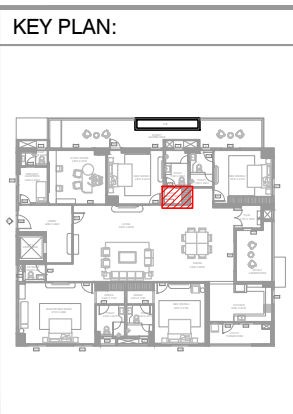
MEP:
360LIFE DESIGN STUDIO INTL. LLP
RD NO. 03,VST COLONY BANJARA HILLS, HYDERABAD TELANGANA - 500082
E-MAIL ID: arch11.360life@gmail.com

- GENERAL NOTES:**
- THIS DRAWING IS THE COPYRIGHT OF 360LIFE DESIGN STUDIO INTERNATIONAL AND MUST NOT BE RETAINED, COPIED OR USED WITHOUT THE ABOVE CONSULTANT'S AUTHORITY.
 - DO NOT SCALE FROM THE DRAWINGS.
 - ALL DIMENSIONS AND LEVELS ARE IN MILLIMETERS UNLESS NOTED OTHERWISE. ALL DIMENSIONS TO BE VERIFIED ON SITE & APPROVED BY THE ENGINEER.
 - THIS DRAWING SHOULD BE READ IN CONJUNCTION WITH OTHER RELEVANT ARCHITECTURAL, STRUCTURAL, MECHANICAL AND ELECTRICAL DRAWINGS AND ALL RELEVANT SECTIONS OF THE SPECIFICATIONS.
 - ALL SERVICES CUT-OUTS, DUCTS AND EQUIPMENTS, PLINTH ARE SHOWN INDICATIVE ONLY. CONTRACTOR TO CO-ORDINATE THESE WITH THE SERVICES AND STRUCTURAL DRAWINGS.
 - THE CONTRACTOR SHALL COORDINATE ALL MECHANICAL FLOOR/ WALL SLEEVES AND SHAFTS IN CONCRETE SLABS/ ALLS WITH MECHANICAL, PLUMBING, FIRE PROTECTION, ELECTRICAL, STRUCTURAL AND ARCHITECTURAL DRAWINGS AND REPANCIAS, IF ANY, TO BE BROUGHT TO NOTICE OF THE ARCHITECT/ ENGINEER PRIOR TO EXECUTION OF WORK.

LEGEND:

[Symbol]	STR.COLUMNS & SHEAR WALLS
[Symbol]	200 MM WALL (AAC BRICK)
[Symbol]	100 MM WALL (AAC BRICK)
[Symbol]	200 MM WALL (POROTHERM BRICK)
[Symbol]	AS PER DETAIL
[Symbol]	LEDGE WALL(PLAN)
[Symbol]	LEDGE WALL (ELEVATION)

Rev	Description	Date	Checked	Authorised
R0	For Information Only/GFC	30/06/2023	Abhishek	Sujith



PROJECT TITLE:
THE-ORIGIN TOWER-1
IZZATH NAGAR, HYDERABAD

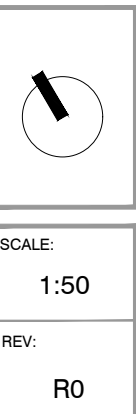
DRAWING TITLE:
BEDROOM 01 W.I.W. ELEVATION
FLOOR 03 FLAT NO. 01

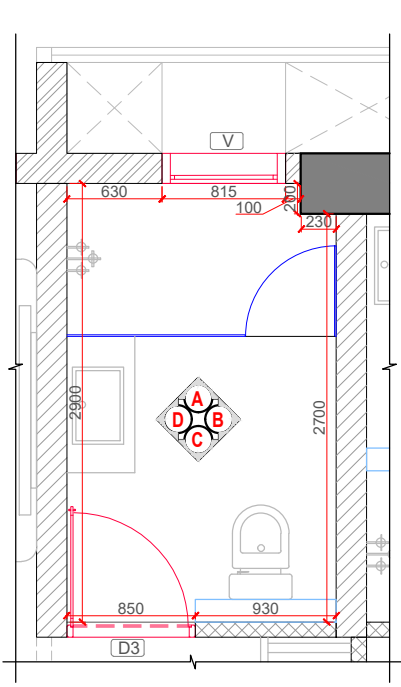
DRAWN	CHECKED	AUTHORIZED
SWATI	ABHISHEK / SYAM	SUJITH

ISSUED DATE: 30 JUNE 2023 PROJECT CODE: 2101

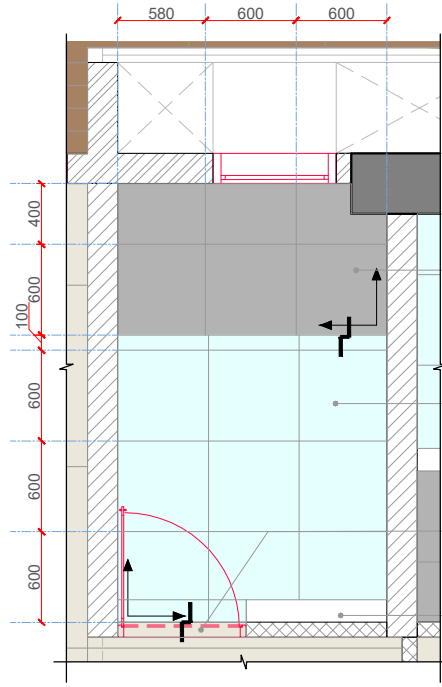
DRAWING NUMBER: 2101/ID/03-F1/200/10

SCALE: 1:50
REV: R0

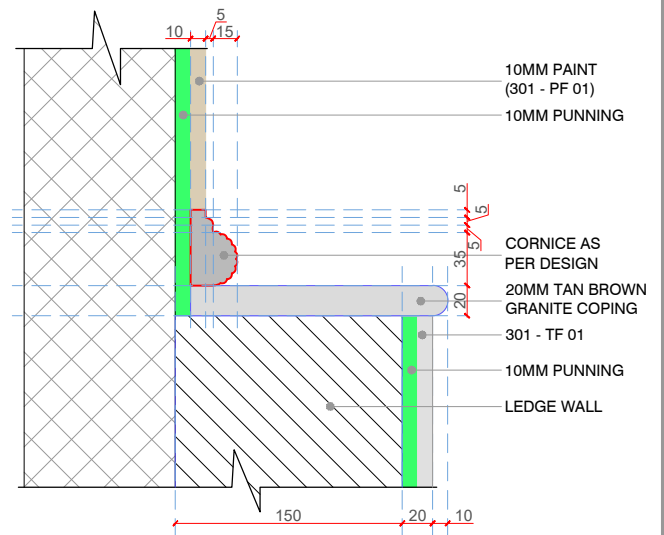




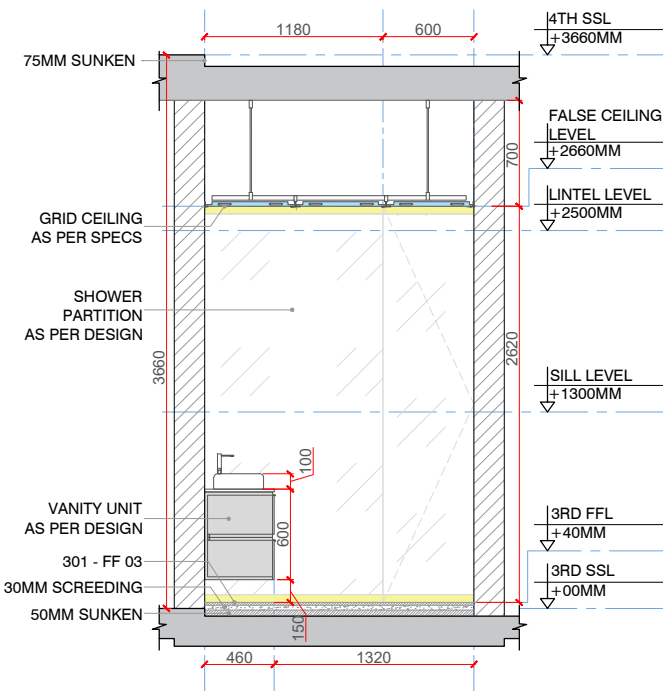
11A PLAN
SCALE: 1:50



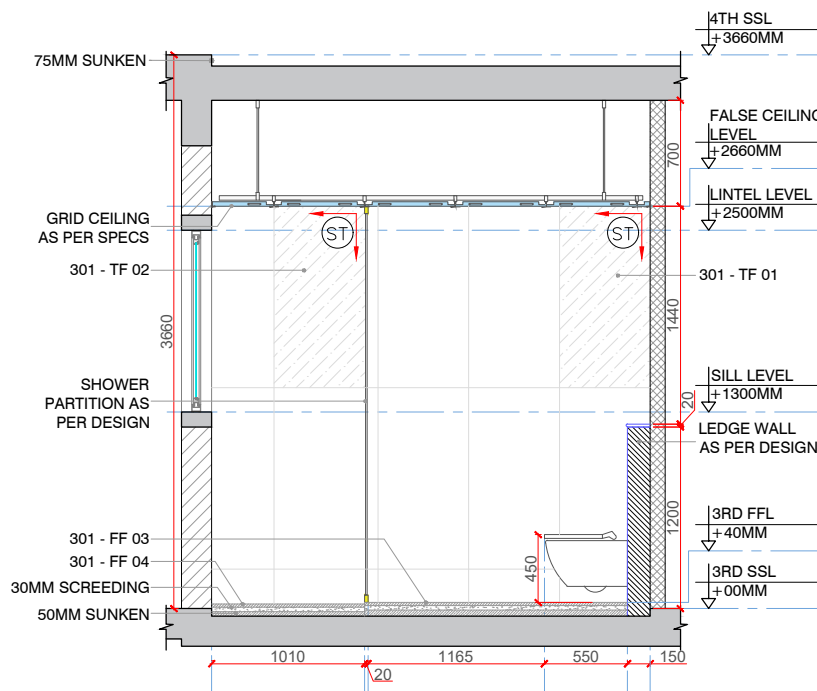
11B FLOORING LAYOUT
SCALE: 1:50



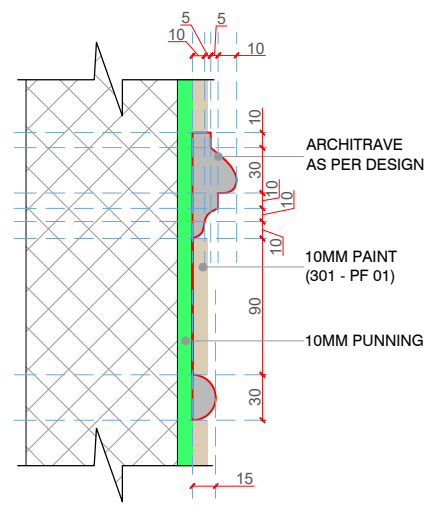
11C DETAIL@S
SCALE: 1:5



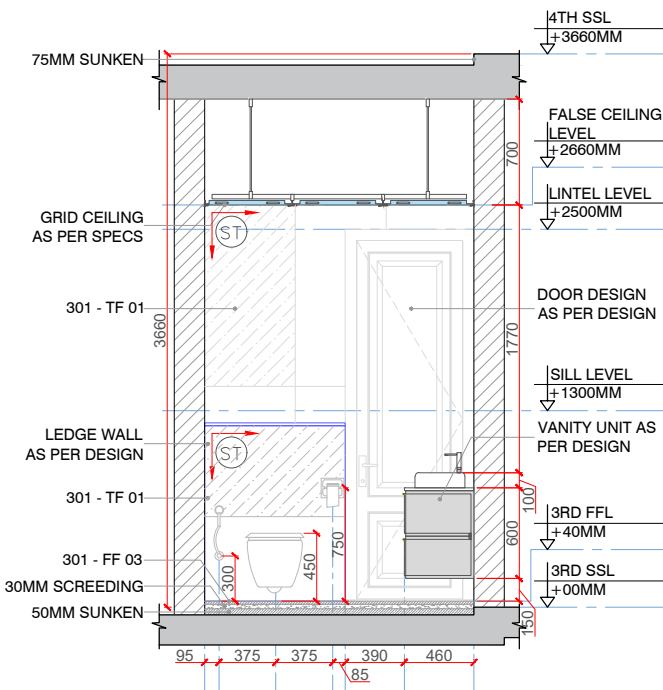
11D ELEVATION A
SCALE: 1:50



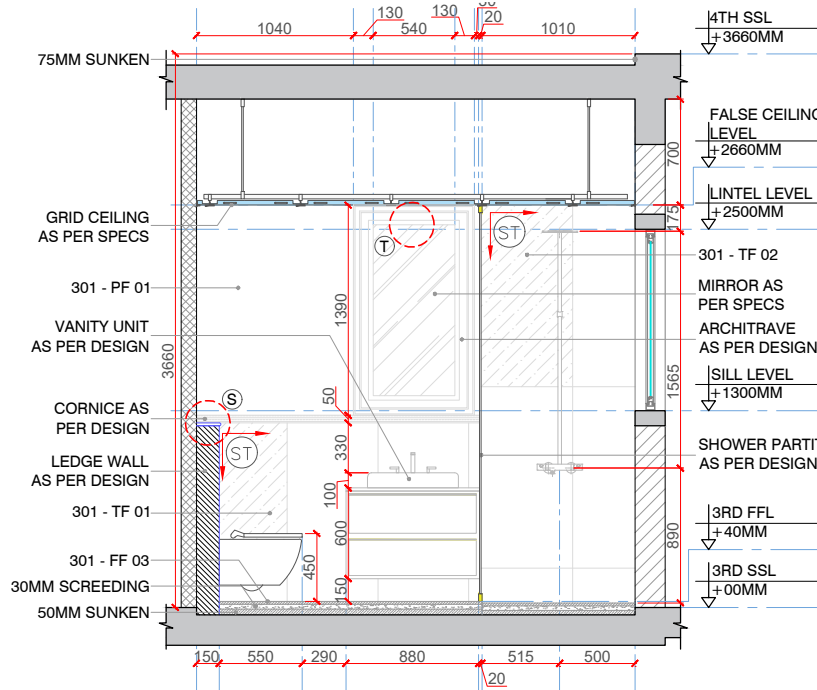
11E ELEVATION B
SCALE: 1:50



11F DETAIL@T
SCALE: 1:5



11G ELEVATION C
SCALE: 1:50



11H ELEVATION D
SCALE: 1:50



11J VIEW
SCALE: NTS

CLIENT:
360LIFE SUSTAINABLE LUXURY HOMES LLP
RESIDENTIAL DEVELOPMENT AT IZZATH NAGAR, HYDERABAD

ARCHITECT:
360LIFE DESIGN STUDIO INTL. LLP
RD NO. 03,VST COLONY BANJARA HILLS, HYDERABAD TELANGANA - 500082
E-MAIL ID: arch11.360life@gmail.com

MEP:
360LIFE DESIGN STUDIO INTL. LLP
RD NO. 03,VST COLONY BANJARA HILLS, HYDERABAD TELANGANA - 500082
E-MAIL ID: arch11.360life@gmail.com

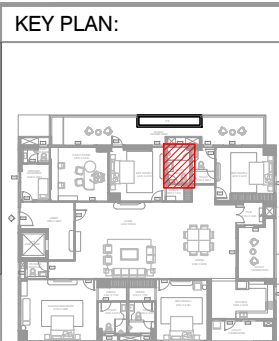
GENERAL NOTES:

- THIS DRAWING IS THE COPYRIGHT OF 360LIFE DESIGN STUDIO INTERNATIONAL AND MUST NOT BE RETAINED, COPIED OR USED WITHOUT THE ABOVE CONSULTANT'S AUTHORITY.
- DO NOT SCALE FROM THE DRAWINGS.
- ALL DIMENSIONS AND LEVELS ARE IN MILLIMETERS UNLESS NOTED OTHERWISE. ALL DIMENSIONS TO BE VERIFIED ON SITE & APPROVED BY THE ENGINEER.
- THIS DRAWING SHOULD BE READ IN CONJUNCTION WITH OTHER RELEVANT ARCHITECTURAL, STRUCTURAL, MECHANICAL AND ELECTRICAL DRAWINGS AND ALL RELEVANT SECTIONS OF THE SPECIFICATIONS.
- ALL SERVICES CUT-OUTS, DUCTS AND EQUIPMENTS, PLINTH ARE SHOWN INDICATIVE ONLY. CONTRACTOR TO CO-ORDINATE THESE WITH THE SERVICES AND STRUCTURAL DRAWINGS.
- THE CONTRACTOR SHALL COORDINATE ALL MECHANICAL FLOOR/ WALL SLEEVES AND SHAFTS IN CONCRETE SLABS/ ALLS WITH MECHANICAL, PLUMBING, FIRE PROTECTION, ELECTRICAL, STRUCTURAL AND ARCHITECTURAL DRAWINGS AND REPANCIES, IF ANY, TO BE BROUGHT TO NOTICE OF THE ARCHITECT/ ENGINEER PRIOR TO EXECUTION OF WORK.

LEGEND:

	STR.COLUMNS & SHEAR WALLS
	200 MM WALL (AAC BRICK)
	100 MM WALL (AAC BRICK)
	200 MM WALL (POROTHERM BRICK)
	AS PER DETAIL
	LEDGE WALL (PLAN)
	LEDGE WALL (ELEVATION)

Rev	Description	Date	Checked	Authorised
R0	For Information Only/GFC	30/06/2023	Abhishek	Sujith



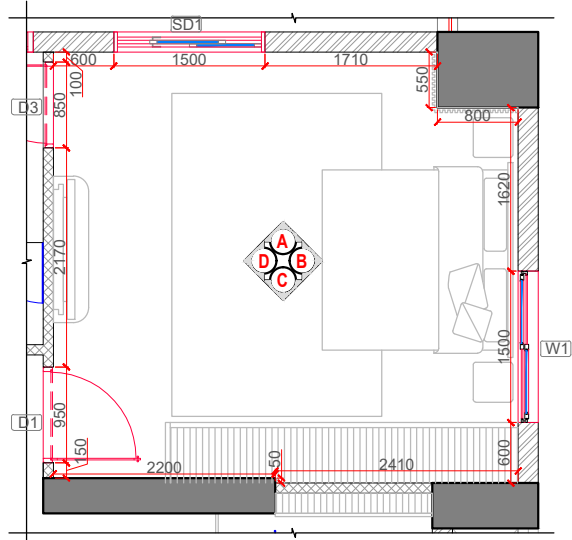
PROJECT TITLE:
THE-ORIGIN TOWER-1
IZZATH NAGAR, HYDERABAD

DRAWING TITLE:
BEDROOM 01 TOILET ELEVATION FLOOR 03 FLAT NO. 01

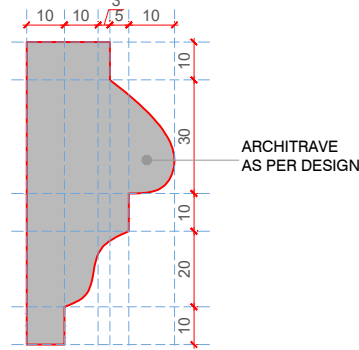
DRAWN	CHECKED	AUTHORIZED
SWATI	ABHISHEK / SYAM	SUJITH
ISSUED DATE:	30 JUNE 2023	PROJECT CODE:
		2101
DRAWING NUMBER:		
2101/ID/03-F1/200/11		

SCALE: 1:50

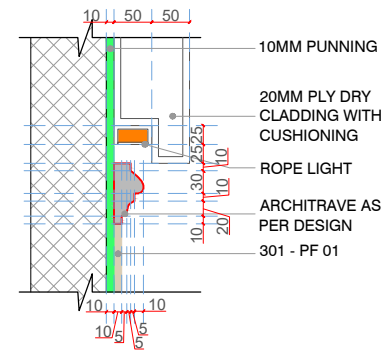
REV: R0



12A PLAN
SCALE: 1:75



12B DETAIL@U
SCALE: 1:2



12C DETAIL@V
SCALE: 1:10

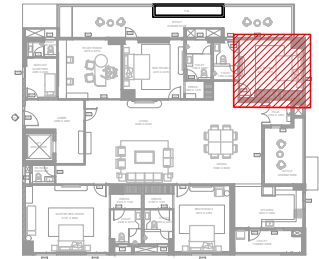


12D VIEW
SCALE: NTS

GENERAL NOTES:

1. THIS DRAWING IS THE COPYRIGHT OF 360LIFE DESIGN STUDIO INTL PVT LTD AND MUST NOT BE RETAINED, COPIED OR USED WITHOUT THE ABOVE CONSULTANT'S AUTHORITY.
2. DO NOT SCALE FROM THE DRAWINGS.
3. ALL DIMENSIONS AND LEVELS ARE IN MILLIMETRES UNLESS NOTED OTHERWISE. ALL DIMENSIONS TO BE VERIFIED ON SITE & APPROVED BY THE ENGINEER.
4. THIS DRAWING SHOULD BE READ IN CONJUNCTION WITH OTHER RELEVANT ARCHITECTURAL, STRUCTURAL, MECHANICAL AND ELECTRICAL DRAWINGS AND ALL RELEVANT SECTIONS OF THE SPECIFICATIONS.
5. ALL SERVICES CUT-OUTS, DUCTS AND EQUIPMENTS, PLINTH ARE SHOWN INDICATIVE ONLY. CONTRACTOR TO CO-ORDINATE THESE WITH THE SERVICES AND STRUCTURAL DRAWINGS.
6. THE CONTRACTOR SHALL COORDINATE ALL MECHANICAL FLOOR/ WALL SLEEVES AND SHAFTS IN CONCRETE SLABS/ WALLS WITH MECHANICAL, PLUMBING, FIRE PROTECTION, ELECTRICAL, STRUCTURAL AND ARCHITECTURAL DRAWINGS AND DISCREPANCIES, IF ANY, TO BE BROUGHT TO NOTICE OF THE ARCHITECT/ ENGINEER PRIOR TO EXECUTION OF WORK.

KEY PLAN:



LEGEND:

	STR. COLUMNS & SHEAR WALLS
	200 MM WALL (AAC BRICK)
	100 MM WALL (AAC BRICK)
	200 MM WALL (POROTHERM BRICK)
	AS PER DETAIL
	LEDGE WALL (PLAN)
	LEDGE WALL (ELEVATION)

Rd	For Information Only/GFC	30/06/2023	Abhishek	Sujith
Rev	Description	Date	Checked	Authorised

PROJECT:
THE-ORIGIN TOWER-1
IZZATH NAGAR, HYDERABAD

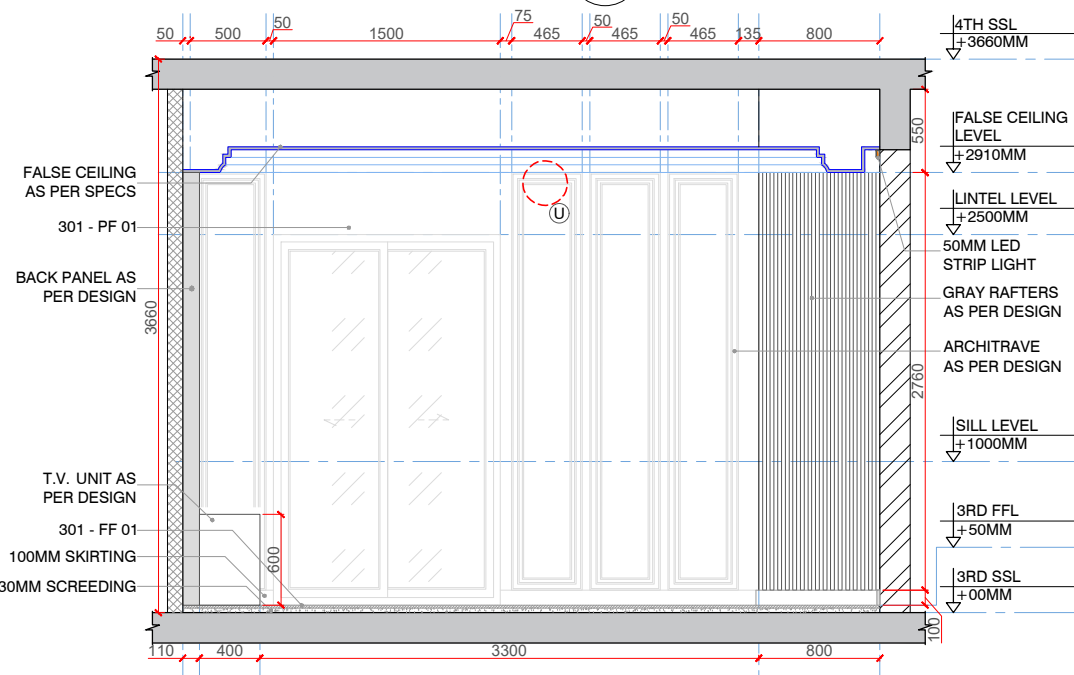
CLIENT:
360LIFE SUSTAINABLE LUXURY HOMES LLP
RESIDENTIAL DEVELOPMENT AT IZZATH NAGAR, HYDERABAD

ARCHITECT:
360LIFE DESIGN STUDIO INTL. LLP
RD NO. 03, VST COLONY BANJARA HILLS, HYDERABAD TELANGANA - 500082
E-MAIL ID: arch11.360life@gmail.com

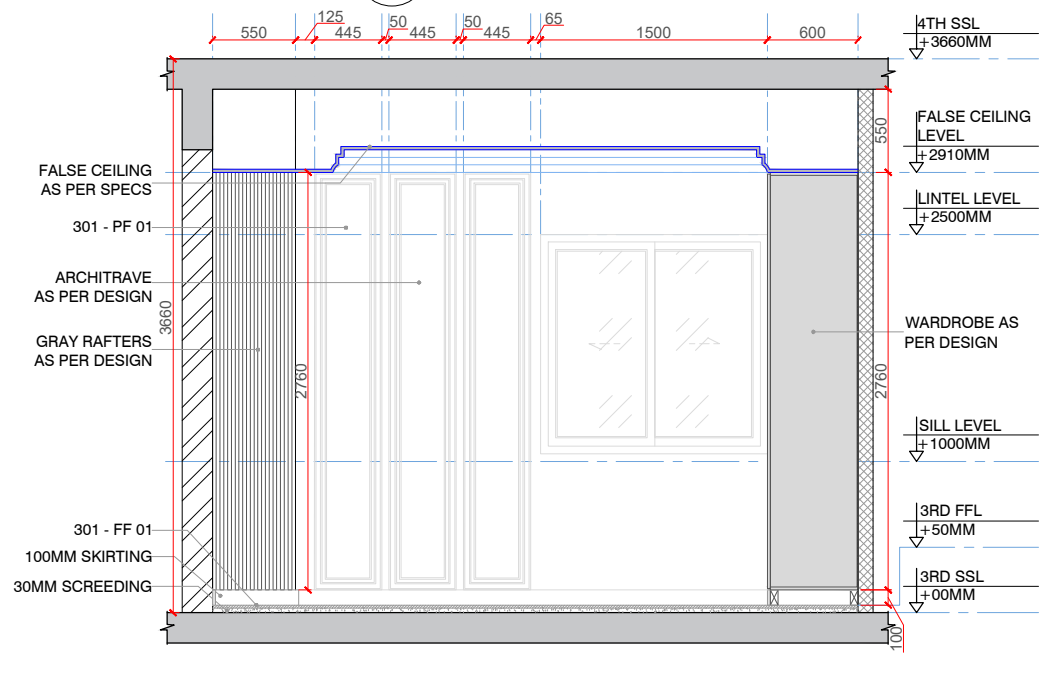
MEP:
360LIFE DESIGN STUDIO INTL. LLP
RD NO. 03, VST COLONY BANJARA HILLS, HYDERABAD TELANGANA - 500082
E-MAIL ID: arch11.360life@gmail.com

DRAWING TITLE:
BEDROOM 02 ELEVATION FLOOR 03 FLAT NO. 01

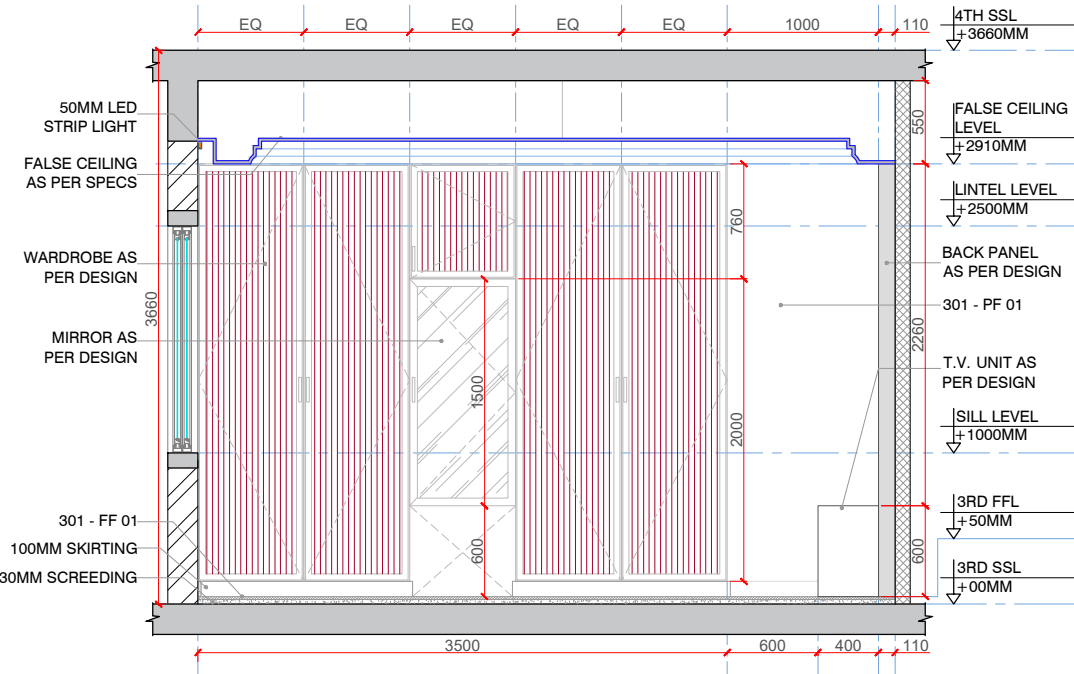
SCALE	DRAWN	CHECKED	AUTHORISED	North
1: 50	SWATI	ABHISHEK/ SYAM	SUJITH	
Issued Date:	30 JUNE 2023		Project Code:	2101
Drawing Number:	2101/ID/03-F1/200/12			Rev
				R0



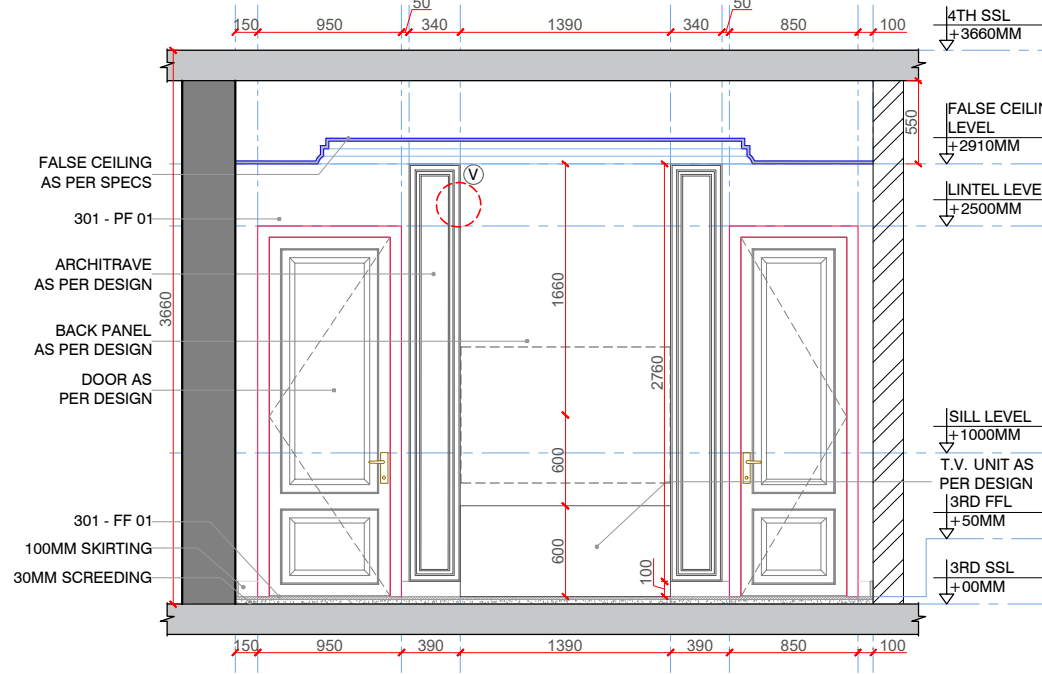
12E ELEVATION A
SCALE: 1:50



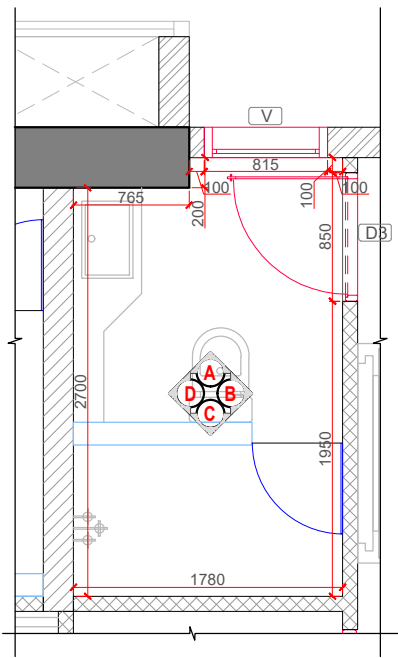
12F ELEVATION B
SCALE: 1:50



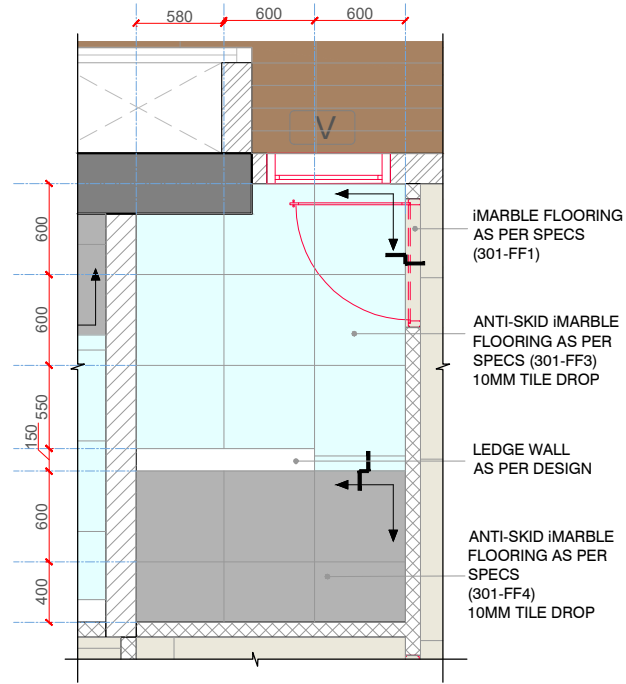
12G ELEVATION C
SCALE: 1:50



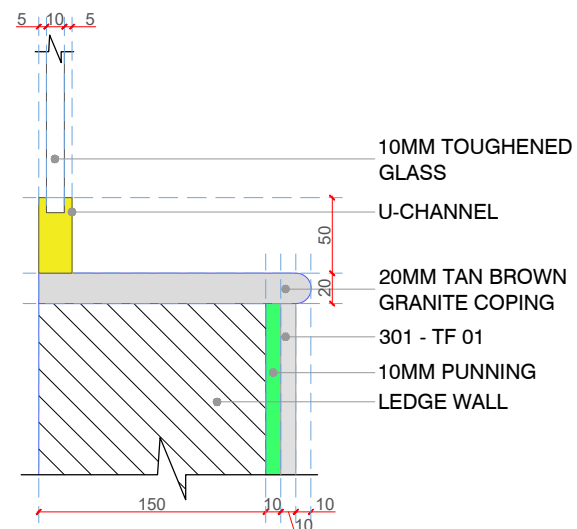
12H ELEVATION D
SCALE: 1:50



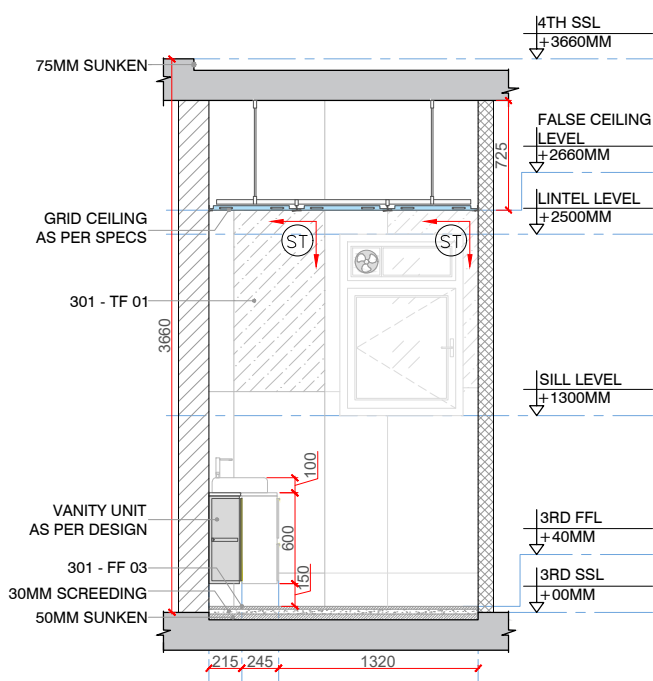
13A PLAN
SCALE: 1:50



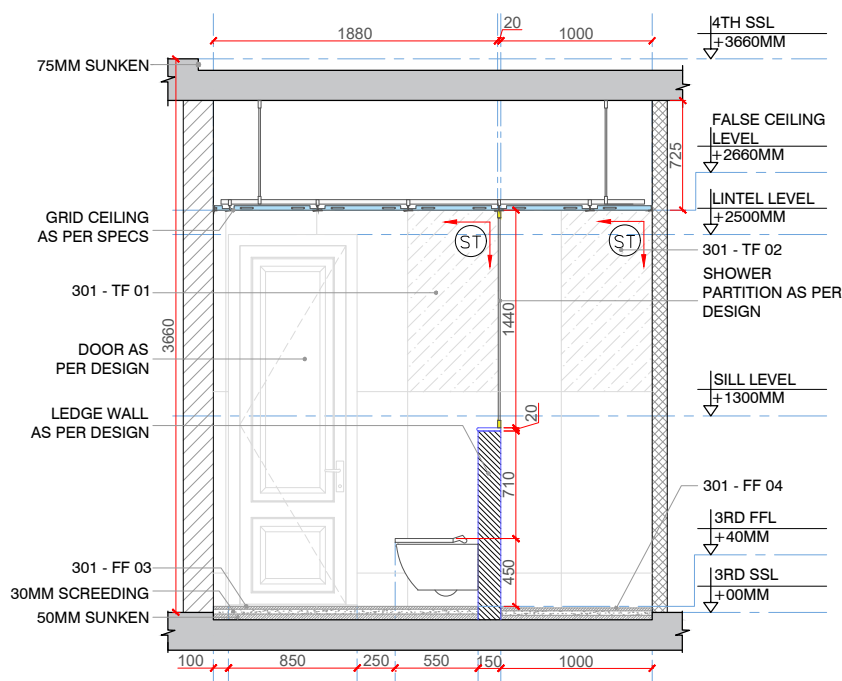
13B FLOORING LAYOUT
SCALE: 1:50



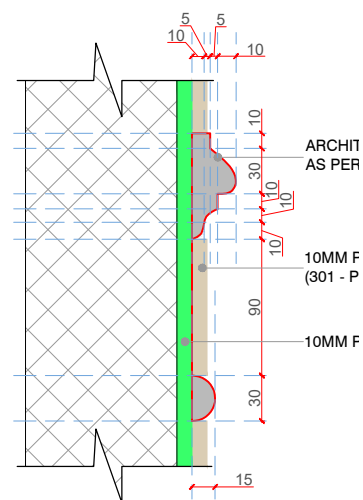
13C DETAIL@W
SCALE: 1:5



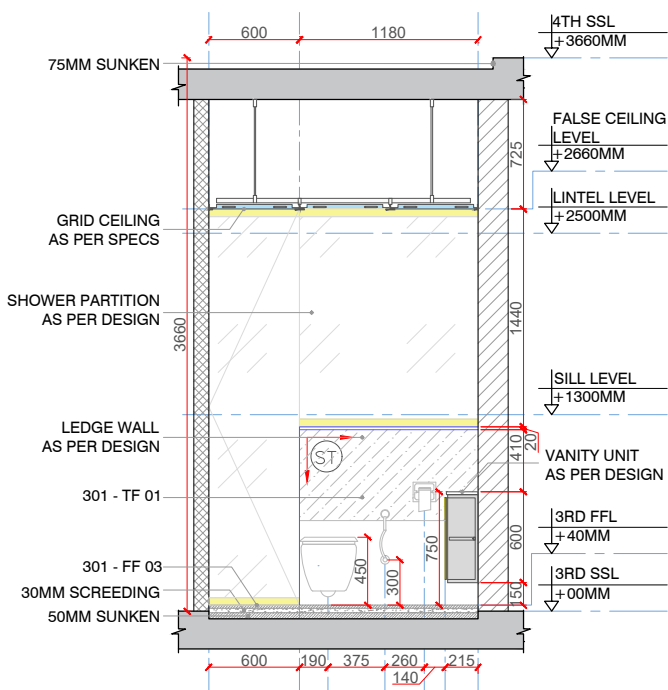
13D ELEVATION A
SCALE: 1:50



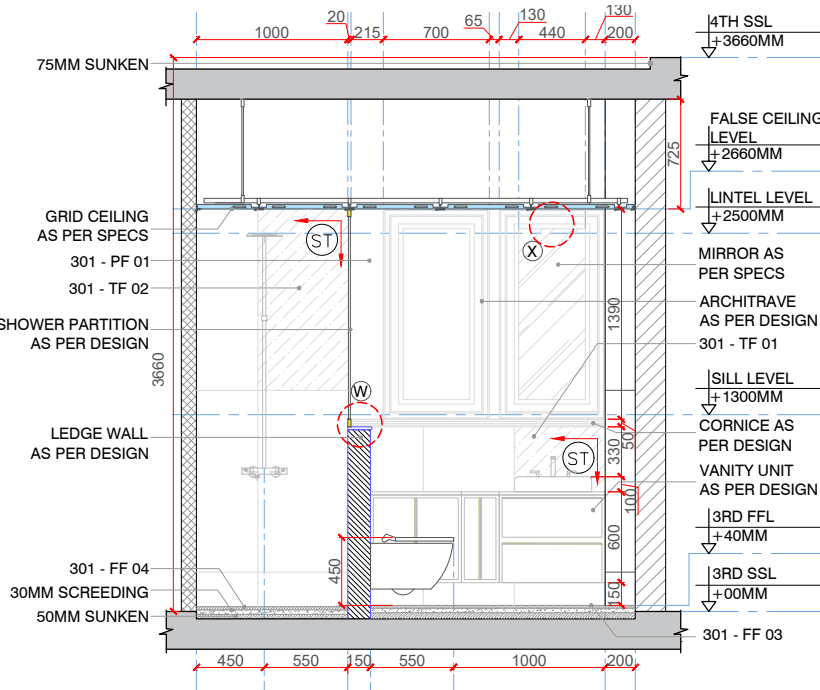
13E ELEVATION B
SCALE: 1:50




13F DETAIL@X
SCALE: 1:5



13G ELEVATION C
SCALE: 1:50



13H ELEVATION D
SCALE: 1:50



13J VIEW
SCALE: NTS

CLIENT:
360LIFE SUSTAINABLE LUXURY HOMES LLP
RESIDENTIAL DEVELOPMENT AT IZZATH NAGAR, HYDERABAD

ARCHITECT:
360LIFE DESIGN STUDIO INTL. LLP
RD NO. 03, VST COLONY BANJARA HILLS, HYDERABAD TELANGANA - 500082
E-MAIL ID: arch11.360life@gmail.com

MEP:
360LIFE DESIGN STUDIO INTL. LLP
RD NO. 03, VST COLONY BANJARA HILLS, HYDERABAD TELANGANA - 500082
E-MAIL ID: arch11.360life@gmail.com

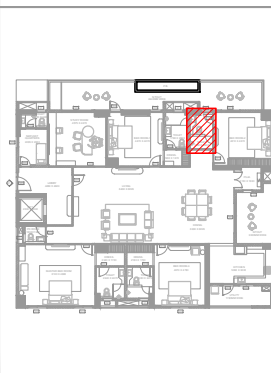
GENERAL NOTES:

- THIS DRAWING IS THE COPYRIGHT OF 360LIFE DESIGN STUDIO INTERNATIONAL AND MUST NOT BE RETAINED, COPIED OR USED WITHOUT THE ABOVE CONSULTANT'S AUTHORITY.
- DO NOT SCALE FROM THE DRAWINGS. ALL DIMENSIONS AND LEVELS ARE IN MILLIMETERS UNLESS NOTED OTHERWISE. ALL DIMENSIONS TO BE VERIFIED ON SITE & APPROVED BY THE ENGINEER.
- THIS DRAWING SHOULD BE READ IN CONJUNCTION WITH OTHER RELEVANT ARCHITECTURAL, STRUCTURAL, MECHANICAL AND ELECTRICAL DRAWINGS AND ALL RELEVANT SECTIONS OF THE SPECIFICATIONS.
- ALL SERVICES CUT-OUTS, DUCTS AND EQUIPMENTS, PLINTH ARE SHOWN INDICATIVE ONLY. CONTRACTOR TO CO-ORDINATE THESE WITH THE SERVICES AND STRUCTURAL DRAWINGS.
- THE CONTRACTOR SHALL COORDINATE ALL MECHANICAL FLOOR/WALL SLEEVES AND SHAFTS IN CONCRETE SLABS/ ALLS WITH MECHANICAL, PLUMBING, FIRE PROTECTION, ELECTRICAL, STRUCTURAL AND ARCHITECTURAL DRAWINGS AND REPANCIES, IF ANY, TO BE BROUGHT TO NOTICE OF THE ARCHITECT/ ENGINEER PRIOR TO EXECUTION OF WORK.

LEGEND:

	STR.COLUMNS & SHEAR WALLS
	200 MM WALL (AAC BRICK)
	100 MM WALL (AAC BRICK)
	200 MM WALL (POROTHERM BRICK)
	AS PER DETAIL
	LEDGE WALL (PLAN)
	LEDGE WALL (ELEVATION)

KEY PLAN:

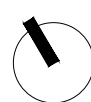


PROJECT TITLE:
THE-ORIGIN TOWER-1
IZZATH NAGAR, HYDERABAD

DRAWING TITLE:
BEDROOM 02 TOILET ELEVATION
FLOOR 03 FLAT NO. 01

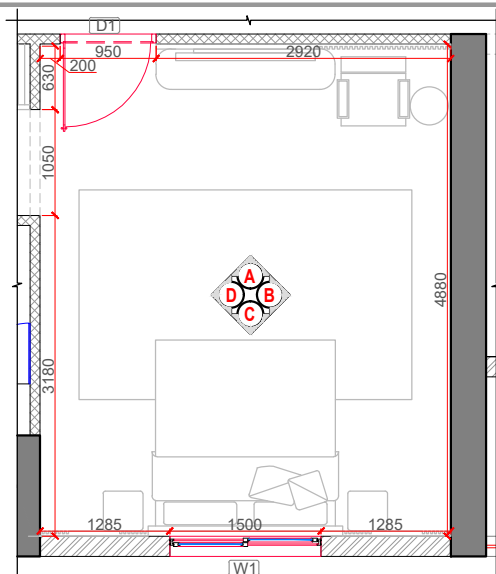
DRAWN	CHECKED	AUTHORIZED
SWATI	ABHISHEK / SYAM	SUJITH
ISSUED DATE:	30 JUNE 2023	PROJECT CODE:
		2101

DRAWING NUMBER:
2101/ID/03-F1/200/13

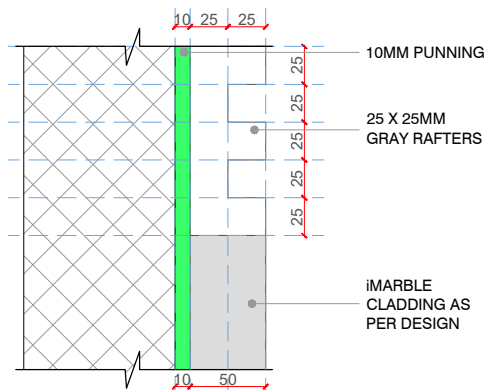


SCALE:
1:50

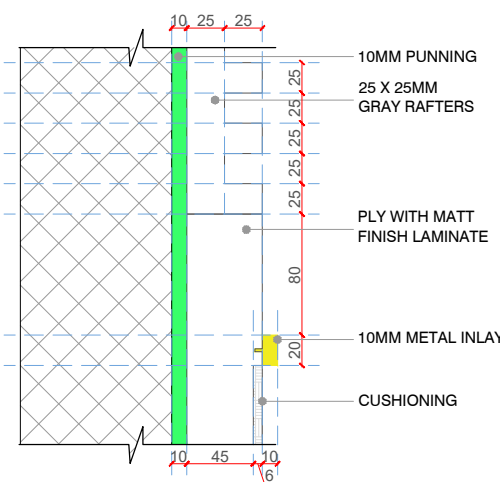
REV:
R0




14A PLAN
SCALE: 1:75



14B DETAIL@Y
SCALE: 1:5



14C DETAIL@Z
SCALE: 1:5

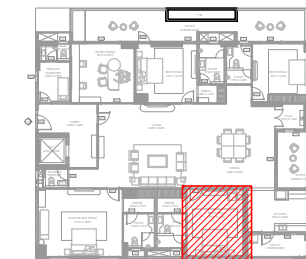


14D VIEW
SCALE: NTS

GENERAL NOTES:

1. THIS DRAWING IS THE COPYRIGHT OF 360LIFE DESIGN STUDIO INTL PVT LTD AND MUST NOT BE RETAINED, COPIED OR USED WITHOUT THE ABOVE CONSULTANT'S AUTHORITY.
2. DO NOT SCALE FROM THE DRAWINGS.
3. ALL DIMENSIONS AND LEVELS ARE IN MILLIMETRES UNLESS NOTED OTHERWISE. ALL DIMENSIONS TO BE VERIFIED ON SITE & APPROVED BY THE ENGINEER.
4. THIS DRAWING SHOULD BE READ IN CONJUNCTION WITH OTHER RELEVANT ARCHITECTURAL, STRUCTURAL, MECHANICAL AND ELECTRICAL DRAWINGS AND ALL RELEVANT SECTIONS OF THE SPECIFICATIONS.
5. ALL SERVICES CUT-OUTS, DUCTS AND EQUIPMENTS, PLINTH ARE SHOWN INDICATIVE ONLY. CONTRACTOR TO CO-ORDINATE THESE WITH THE SERVICES AND STRUCTURAL DRAWINGS.
6. THE CONTRACTOR SHALL COORDINATE ALL MECHANICAL FLOOR/ WALL SLEEVES AND SHAFTS IN CONCRETE SLABS/ WALLS WITH MECHANICAL, PLUMBING, FIRE PROTECTION, ELECTRICAL, STRUCTURAL AND ARCHITECTURAL DRAWINGS AND DISCREPANCIES, IF ANY, TO BE BROUGHT TO NOTICE OF THE ARCHITECT/ ENGINEER PRIOR TO EXECUTION OF WORK.

KEY PLAN:



LEGEND:

	STR. COLUMNS & SHEAR WALLS
	200 MM WALL (AAC BRICK)
	100 MM WALL (AAC BRICK)
	200 MM WALL (POROTHERM BRICK)
	AS PER DETAIL
	LEDGE WALL (PLAN)
	LEDGE WALL (ELEVATION)

Rev	Description	Date	Checked	Authorised
R0	For Information Only/GFC	30/06/2023	Abhishek	Sujith

PROJECT:
THE-ORIGIN TOWER-1
IZZATH NAGAR, HYDERABAD

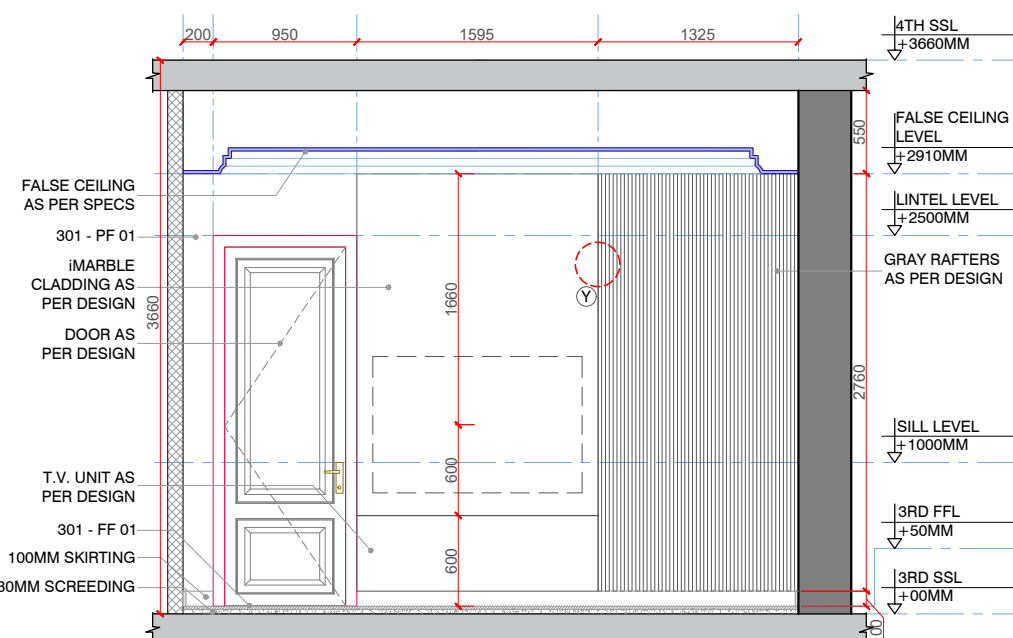
CLIENT:
360LIFE SUSTAINABLE LUXURY HOMES LLP
RESIDENTIAL DEVELOPMENT AT IZZATH NAGAR, HYDERABAD

ARCHITECT:
360LIFE DESIGN STUDIO INTL. LLP
RD NO. 03, VST COLONY BANJARA HILLS, HYDERABAD TELANGANA - 500082
E-MAIL ID: arch11.360life@gmail.com

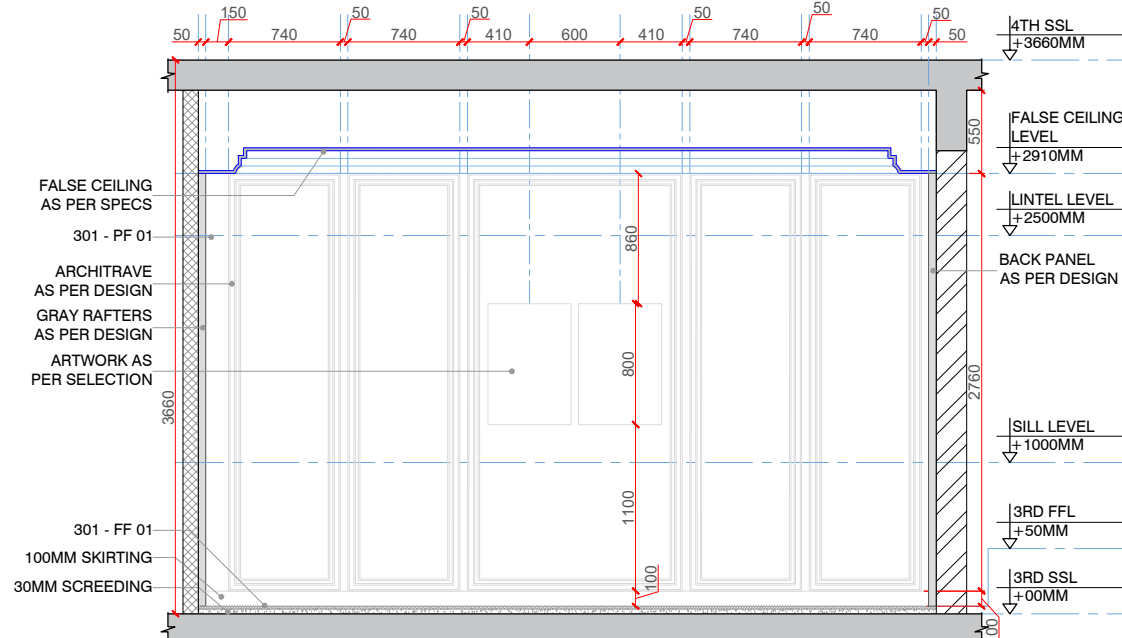
MEP:
360LIFE DESIGN STUDIO INTL. LLP
RD NO. 03, VST COLONY BANJARA HILLS, HYDERABAD TELANGANA - 500082
E-MAIL ID: arch11.360life@gmail.com

DRAWING TITLE:
BEDROOM 03 ELEVATION FLOOR 03 FLAT NO. 01

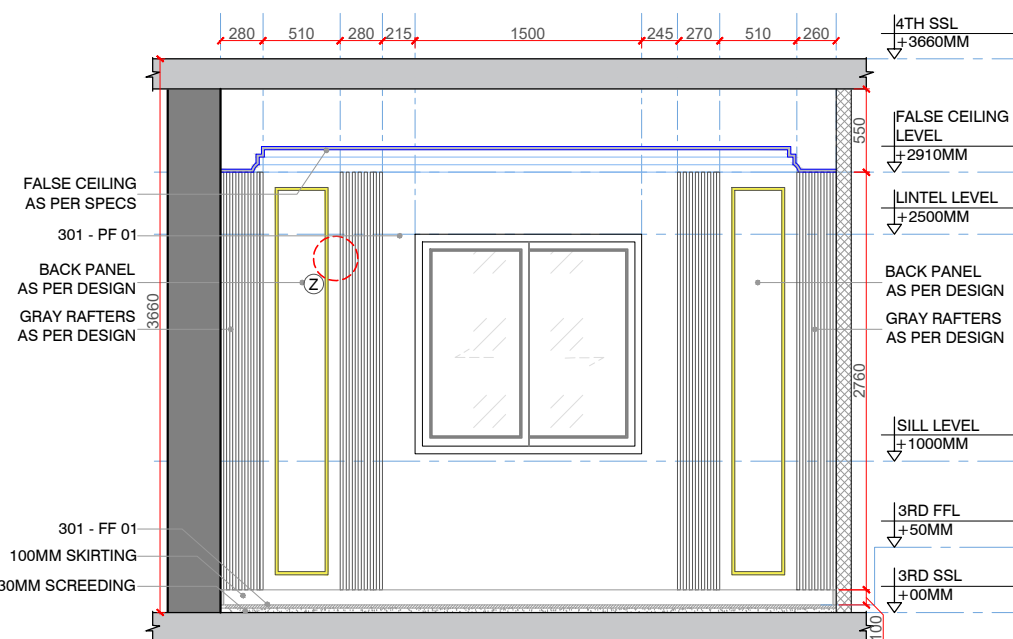
SCALE	DRAWN	CHECKED	AUTHORISED	North
1: 50	SWATI	ABHISHEK/SYAM	SUJITH	
Issued Date:	30 JUNE 2023		Project Code:	2101
Drawing Number:	2101/ID/03-F1/200/14			Rev R0



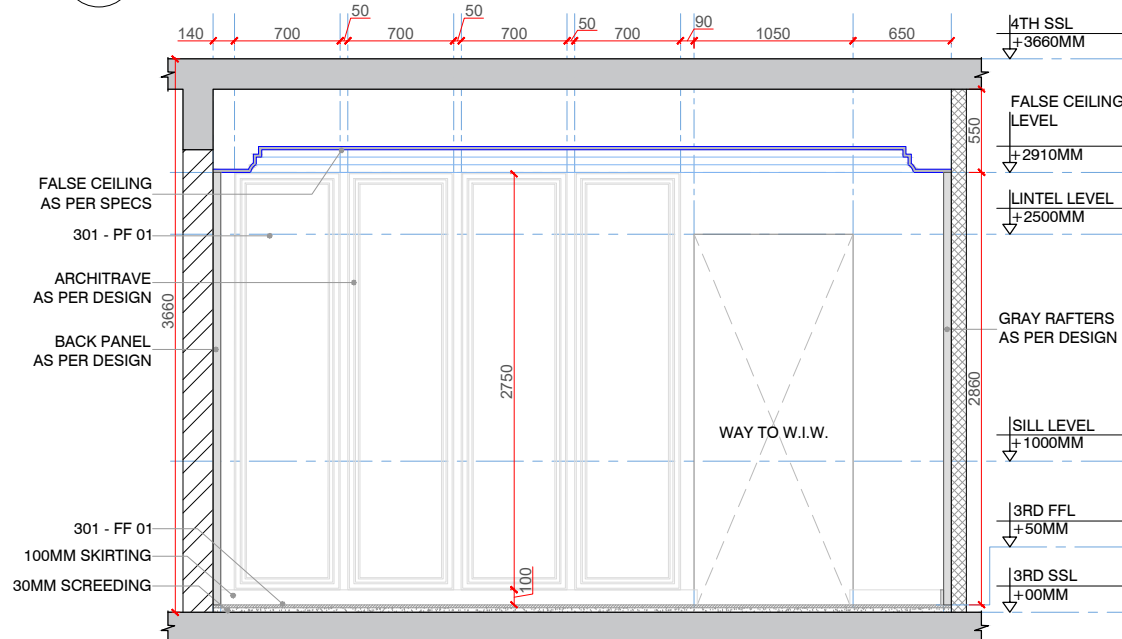
14E ELEVATION A
SCALE: 1:50



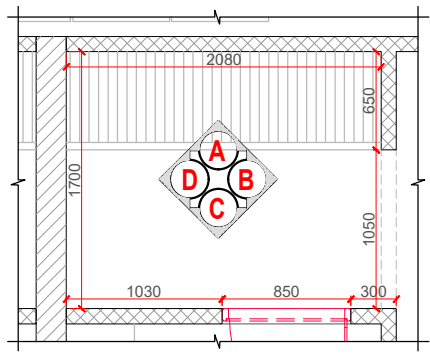
14F ELEVATION B
SCALE: 1:50



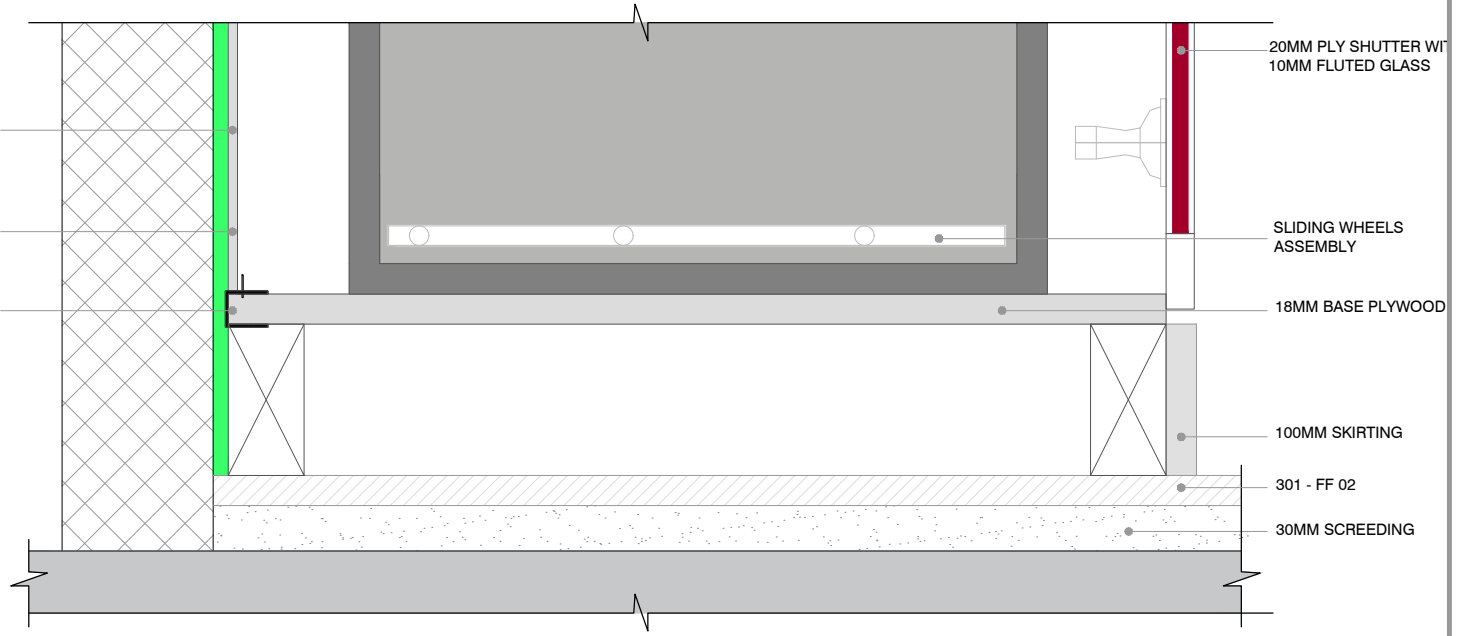
14G ELEVATION C
SCALE: 1:50



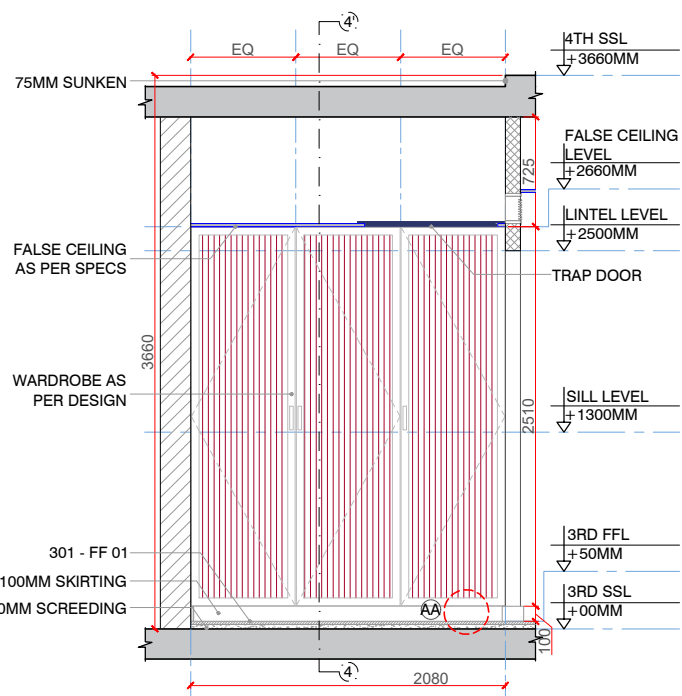
14F ELEVATION D
SCALE: 1:50



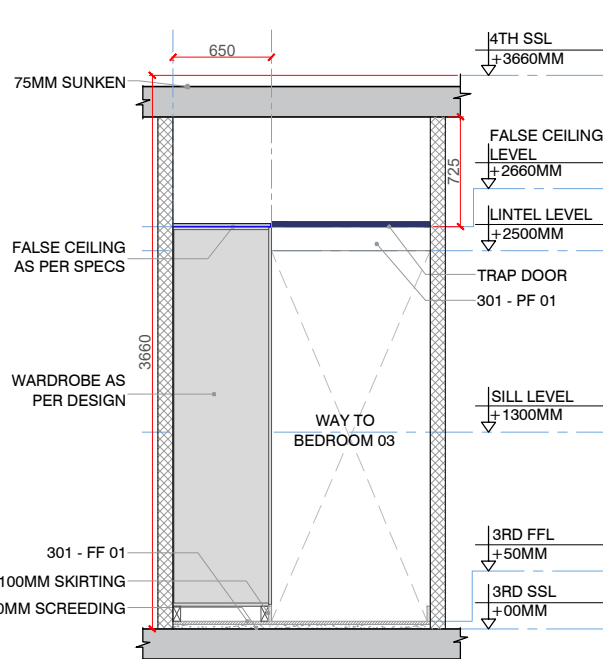
15A PLAN
SCALE: 1:50



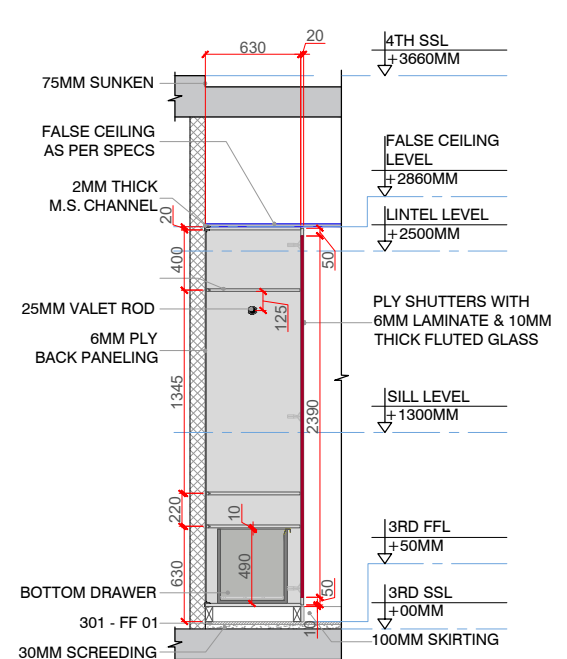
15B DETAIL@AA
SCALE: 1:5



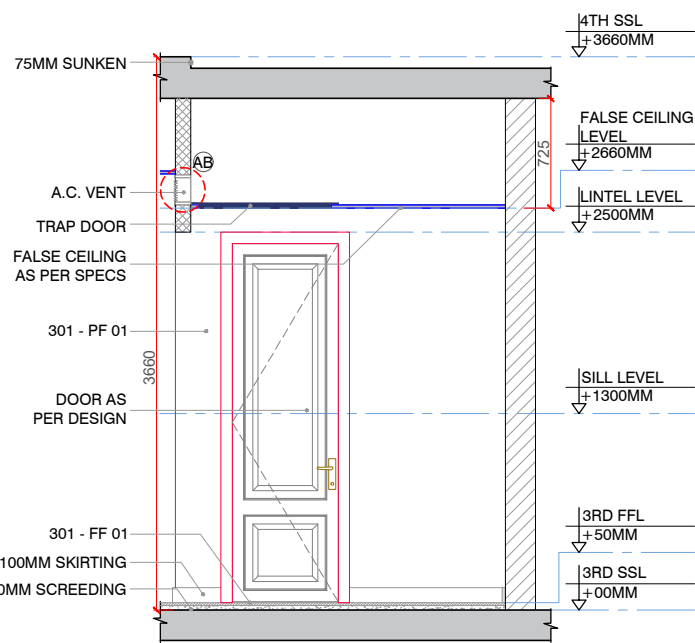
15C ELEVATION A
SCALE: 1:50



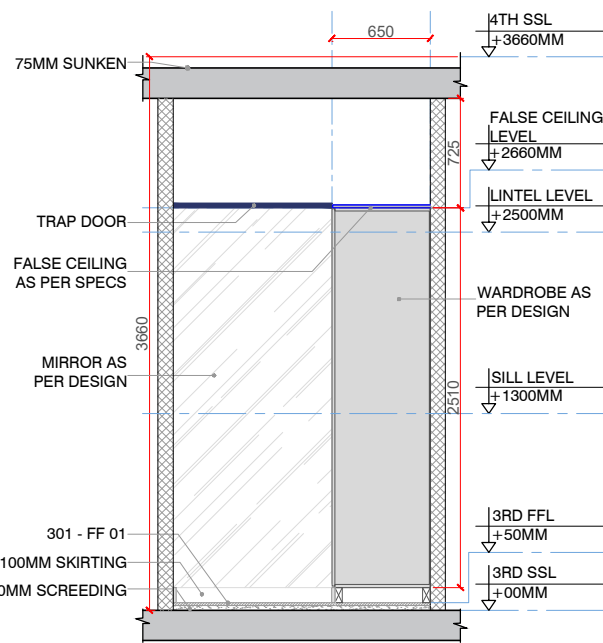
15D ELEVATION B
SCALE: 1:50



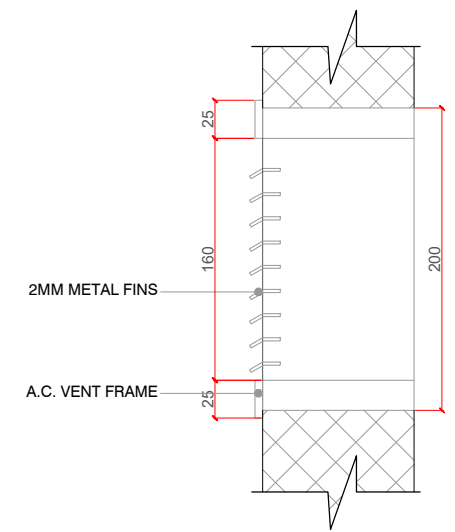
15E SECTION@4-4'
SCALE: 1:50



15F ELEVATION C
SCALE: 1:50



15G ELEVATION B
SCALE: 1:50



15H DETAIL@AB
SCALE: 1:5

CLIENT:
360LIFE SUSTAINABLE LUXURY HOMES LLP
RESIDENTIAL DEVELOPMENT AT IZZATH NAGAR, HYDERABAD

ARCHITECT:
360LIFE DESIGN STUDIO INTL. LLP
RD NO. 03, VST COLONY BANJARA HILLS, HYDERABAD TELANGANA - 500082
E-MAIL ID: arch11.360life@gmail.com

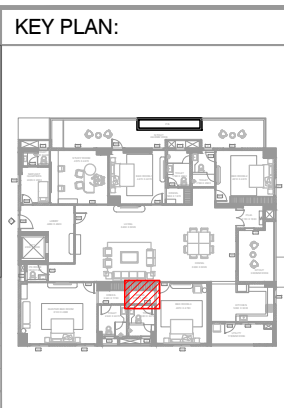
MEP:
360LIFE DESIGN STUDIO INTL. LLP
RD NO. 03, VST COLONY BANJARA HILLS, HYDERABAD TELANGANA - 500082
E-MAIL ID: arch11.360life@gmail.com

- GENERAL NOTES:**
- THIS DRAWING IS THE COPYRIGHT OF 360LIFE DESIGN STUDIO INTERNATIONAL AND MUST NOT BE RETAINED, COPIED OR USED WITHOUT THE ABOVE CONSULTANT'S AUTHORITY.
 - DO NOT SCALE FROM THE DRAWINGS.
 - ALL DIMENSIONS AND LEVELS ARE IN MILLIMETERS UNLESS NOTED OTHERWISE. ALL DIMENSIONS TO BE VERIFIED ON SITE & APPROVED BY THE ENGINEER.
 - THIS DRAWING SHOULD BE READ IN CONJUNCTION WITH OTHER RELEVANT ARCHITECTURAL, STRUCTURAL, MECHANICAL AND ELECTRICAL DRAWINGS AND ALL RELEVANT SECTIONS OF THE SPECIFICATIONS.
 - ALL SERVICES CUT-OUTS, DUCTS AND EQUIPMENTS, PLINTH ARE SHOWN INDICATIVE ONLY. CONTRACTOR TO CO-ORDINATE THESE WITH THE SERVICES AND STRUCTURAL DRAWINGS.
 - THE CONTRACTOR SHALL COORDINATE ALL MECHANICAL FLOOR/ WALL SLEEVES AND SHAFTS IN CONCRETE SLABS/ ALLS WITH MECHANICAL, PLUMBING, FIRE PROTECTION, ELECTRICAL, STRUCTURAL AND ARCHITECTURAL DRAWINGS AND REPANCIES, IF ANY, TO BE BROUGHT TO NOTICE OF THE ARCHITECT/ ENGINEER PRIOR TO EXECUTION OF WORK.

LEGEND:

	STR.COLUMNS & SHEAR WALLS
	200 MM WALL (AAC BRICK)
	100 MM WALL (AAC BRICK)
	200 MM WALL (POROTHERM BRICK)
	AS PER DETAIL
	LEDGE WALL (PLAN)
	LEDGE WALL (ELEVATION)

Rev	Description	Date	Checked	Authorised
R0	For Information Only/GFC	30/06/2023	Abhishek	Sujith



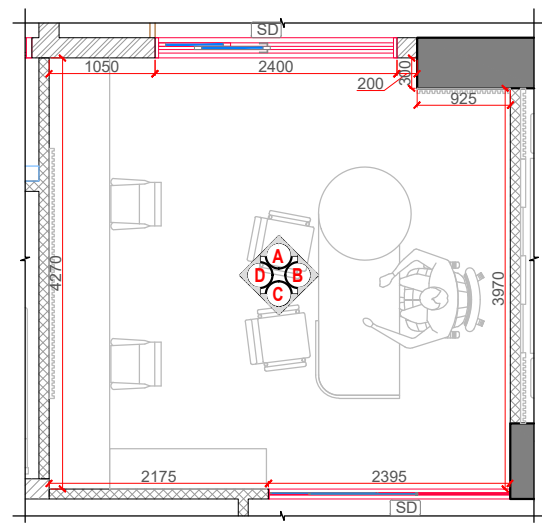
PROJECT TITLE:
THE-ORIGIN TOWER-1
IZZATH NAGAR, HYDERABAD

DRAWING TITLE:
BEDROOM 03 W.I.W. ELEVATION
FLOOR 03 FLAT NO. 01

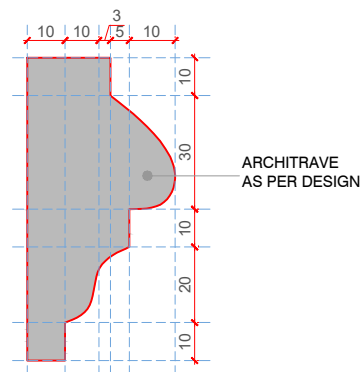
DRAWN	CHECKED	AUTHORIZED
SWATI	ABHISHEK / SYAM	SUJITH
ISSUED DATE:	30 JUNE 2023	PROJECT CODE:
		2101
DRAWING NUMBER:		
2101/ID/03-F1/200/15		

SCALE:
1:50

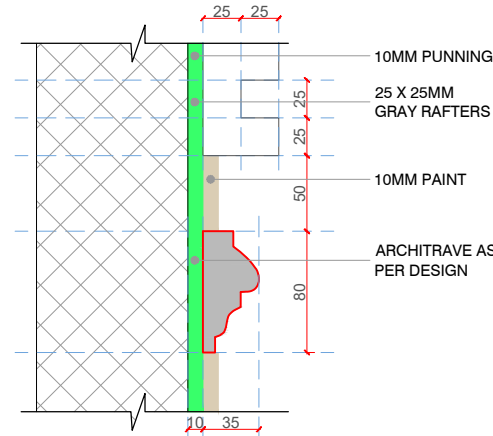
REV:
R0



17A PLAN
SCALE: 1:75



17B DETAIL@AE
SCALE: 1:2



17C DETAIL@AF
SCALE: 1:5

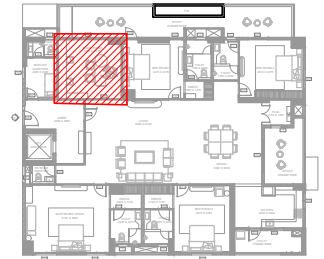


17D VIEW
SCALE: NTS

GENERAL NOTES:

1. THIS DRAWING IS THE COPYRIGHT OF 360LIFE DESIGN STUDIO INTL PVT LTD. AND MUST NOT BE RETAINED, COPIED OR USED WITHOUT THE ABOVE CONSULTANT'S AUTHORITY.
2. DO NOT SCALE FROM THE DRAWINGS.
3. ALL DIMENSIONS AND LEVELS ARE IN MILLIMETRES UNLESS NOTED OTHERWISE. ALL DIMENSIONS TO BE VERIFIED ON SITE & APPROVED BY THE ENGINEER.
4. THIS DRAWING SHOULD BE READ IN CONJUNCTION WITH OTHER RELEVANT ARCHITECTURAL, STRUCTURAL, MECHANICAL AND ELECTRICAL DRAWINGS AND ALL RELEVANT SECTIONS OF THE SPECIFICATIONS.
5. ALL SERVICES CUT-OUTS, DUCTS AND EQUIPMENTS, PLINTH ARE SHOWN INDICATIVE ONLY. CONTRACTOR TO CO-ORDINATE THESE WITH THE SERVICES AND STRUCTURAL DRAWINGS.
6. THE CONTRACTOR SHALL COORDINATE ALL MECHANICAL FLOOR/ WALL SLEEVES AND SHAFTS IN CONCRETE SLABS/ WALLS WITH MECHANICAL, PLUMBING, FIRE PROTECTION, ELECTRICAL, STRUCTURAL AND ARCHITECTURAL DRAWINGS AND DISCREPANCIES, IF ANY, TO BE BROUGHT TO NOTICE OF THE ARCHITECT/ ENGINEER PRIOR TO EXECUTION OF WORK.

KEY PLAN:



LEGEND:

	STR. COLUMNS & SHEAR WALLS
	200 MM WALL (AAC BRICK)
	100 MM WALL (AAC BRICK)
	200 MM WALL (POROTHERM BRICK)
	AS PER DETAIL
	LEDGE WALL (PLAN)
	LEDGE WALL (ELEVATION)

Rev	Description	Date	Checked	Authorised
R0	For Information Only/GFC	30/06/2023	Abhishek	Sujith

PROJECT:
THE-ORIGIN TOWER-1
IZZATH NAGAR, HYDERABAD

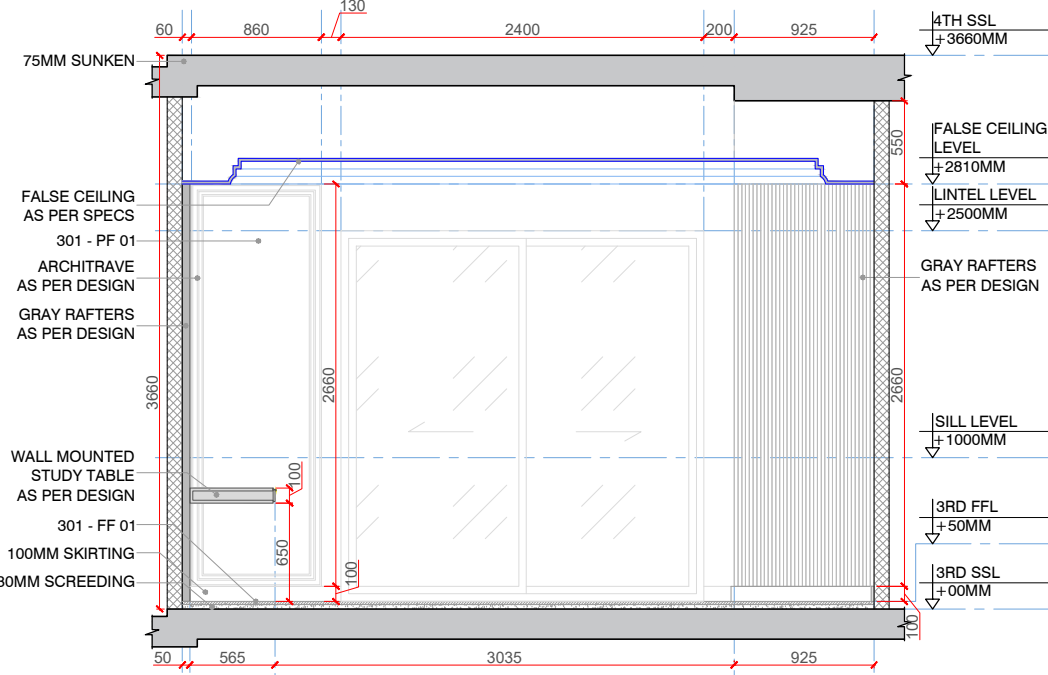
CLIENT:
360LIFE SUSTAINABLE LUXURY HOMES LLP
RESIDENTIAL DEVELOPMENT AT IZZATH NAGAR, HYDERABAD

ARCHITECT:
360LIFE DESIGN STUDIO INTL. LLP
RD NO. 03, VST COLONY BANJARA HILLS, HYDERABAD TELANGANA - 500082
E-MAIL ID: arch11.360life@gmail.com

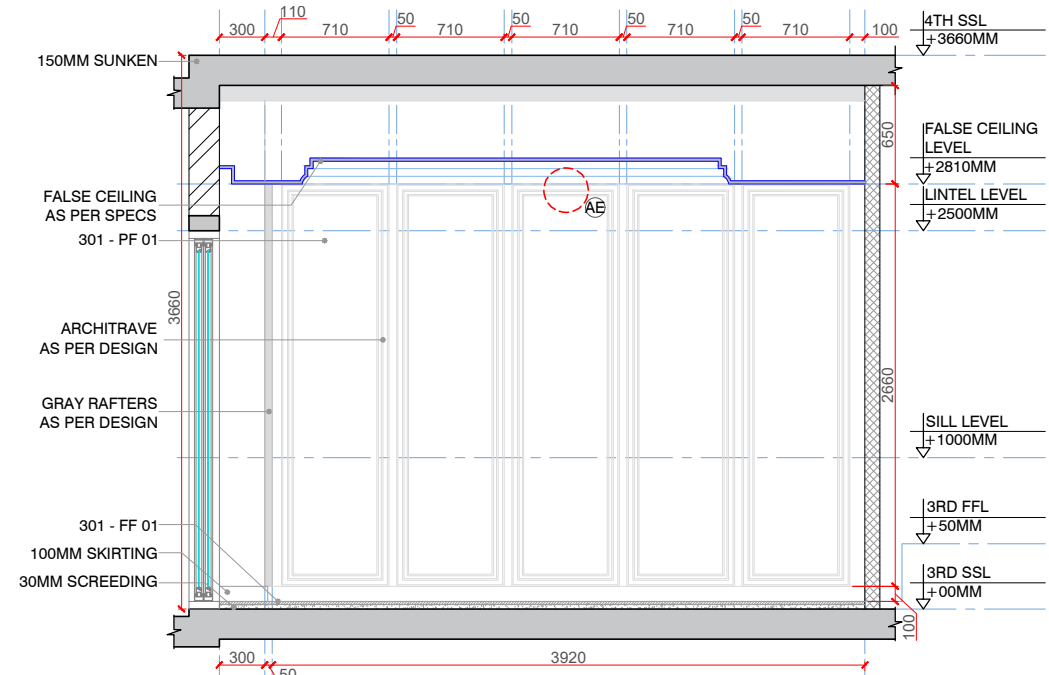
MEP:
360LIFE DESIGN STUDIO INTL. LLP
RD NO. 03, VST COLONY BANJARA HILLS, HYDERABAD TELANGANA - 500082
E-MAIL ID: arch11.360life@gmail.com

DRAWING TITLE:
STUDY ROOM ELEVATION FLOOR 03 FLAT NO. 01

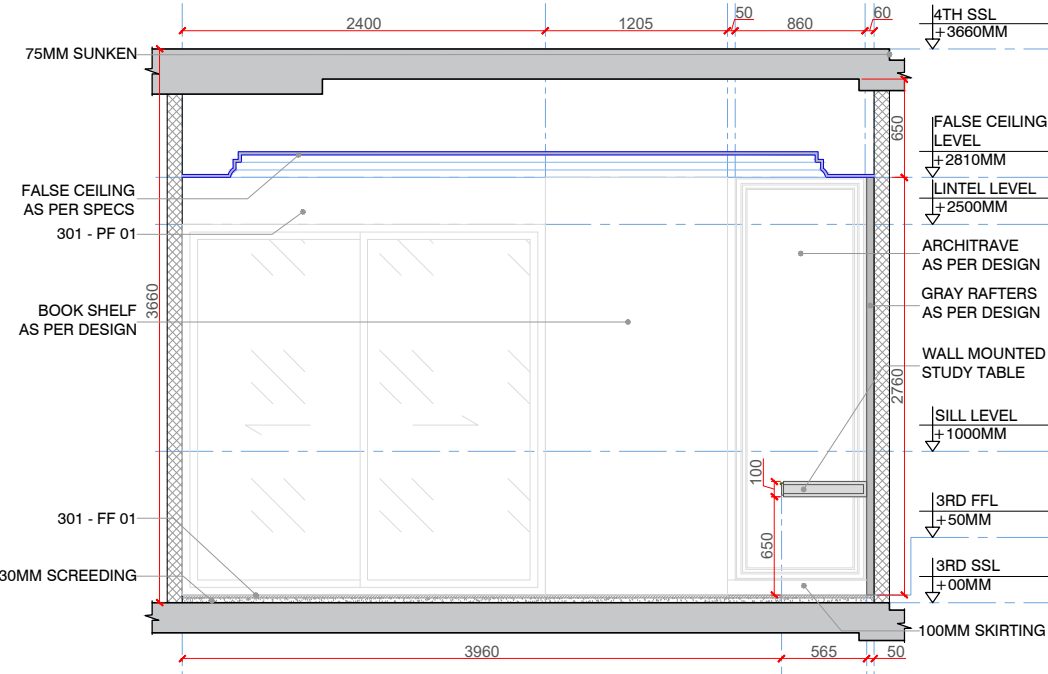
SCALE	DRAWN	CHECKED	AUTHORISED	North
1: 50	SWATI	ABHISHEK/ SYAM	SUJITH	
Issued Date:	Project Code:		2101	
30 JUNE 2023				
Drawing Number:	2101/ID/03-F1/200/17			Rev
				R0



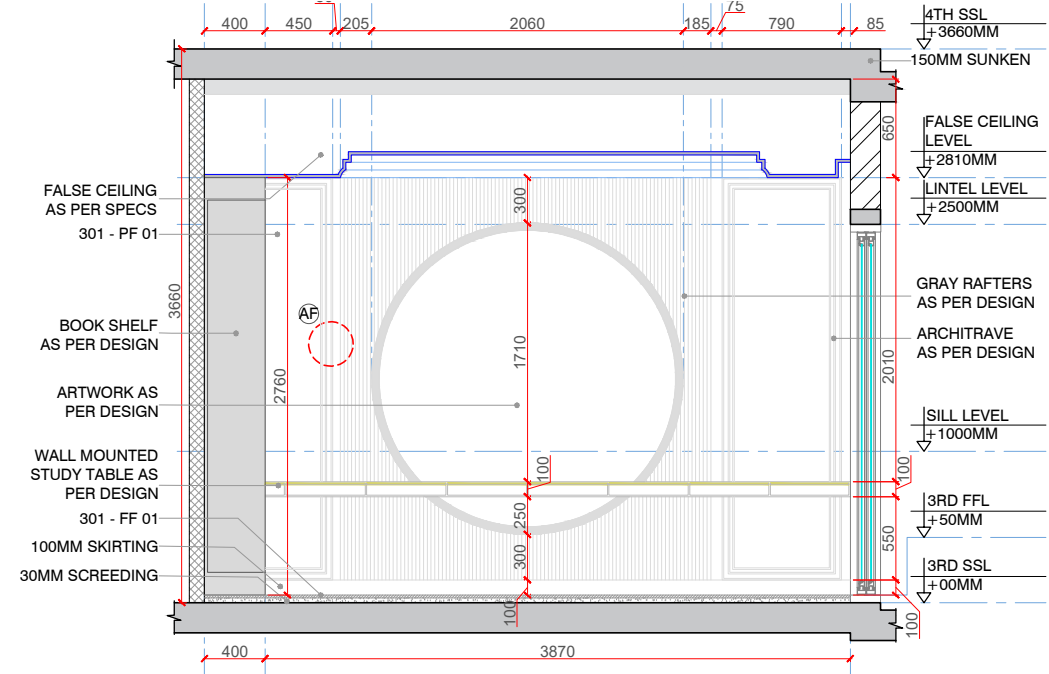
17E ELEVATION A
SCALE: 1:50



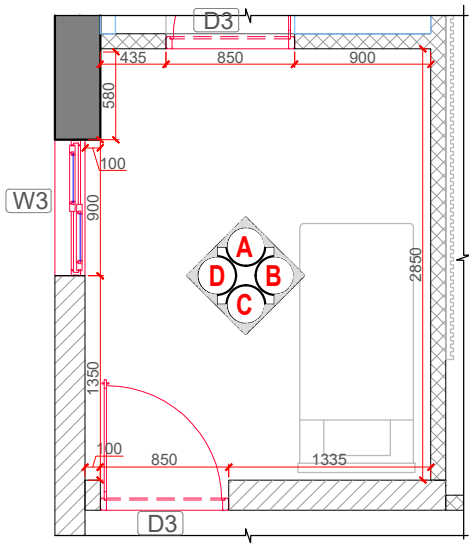
17F ELEVATION B
SCALE: 1:50



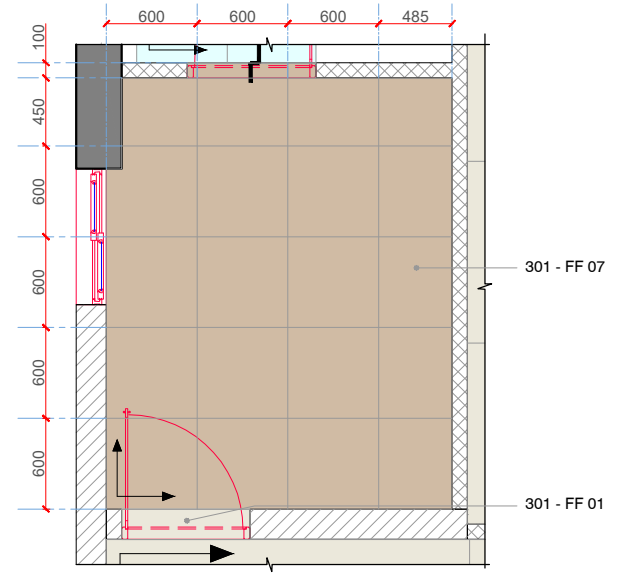
17G ELEVATION C
SCALE: 1:50



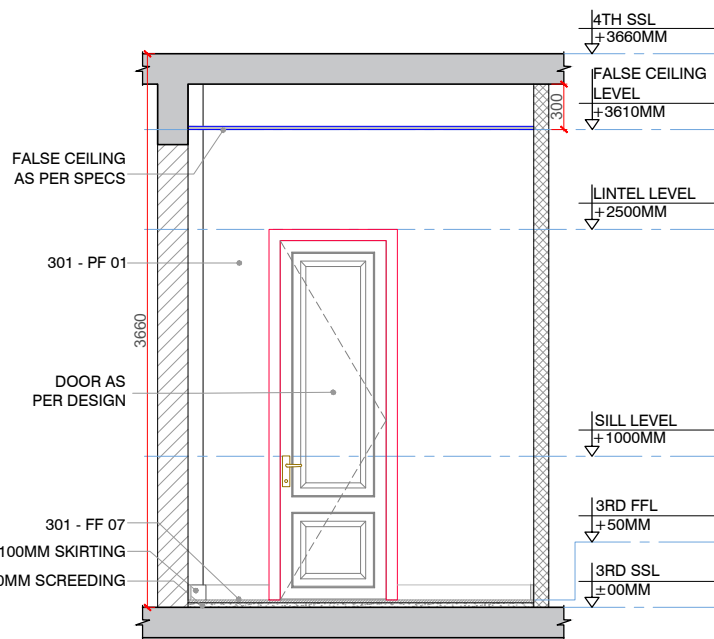
17H ELEVATION D
SCALE: 1:50



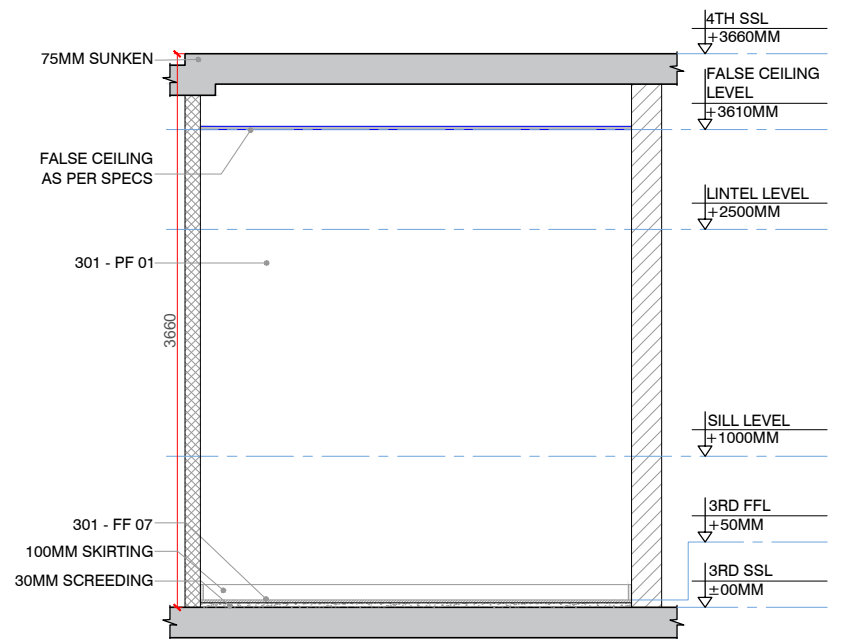
18A PLAN
SCALE: 1:50



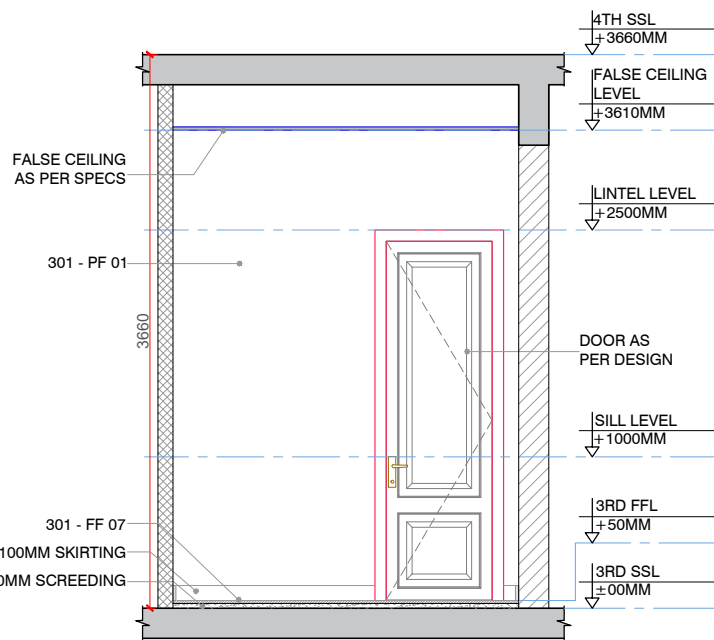
18B FLOORING LAYOUT
SCALE: 1:50



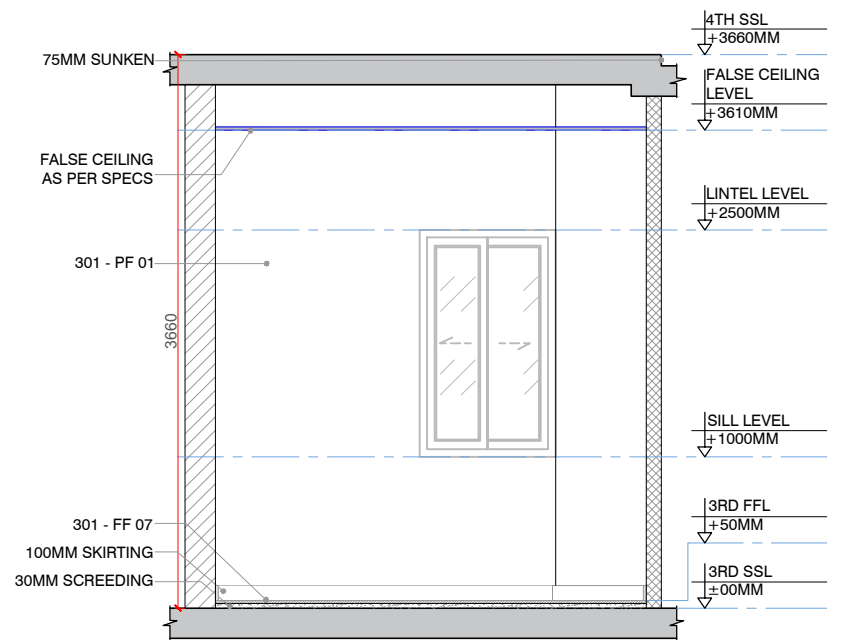
18C ELEVATION A
SCALE: 1:50



18D ELEVATION B
SCALE: 1:50



18E ELEVATION C
SCALE: 1:50



18F ELEVATION D
SCALE: 1:50

CLIENT:
360LIFE SUSTAINABLE LUXURY HOMES LLP
RESIDENTIAL DEVELOPMENT AT IZZATH NAGAR, HYDERABAD

ARCHITECT:
360LIFE DESIGN STUDIO INTL. LLP
RD NO. 03, VST COLONY BANJARA HILLS, HYDERABAD TELANGANA - 500082
E-MAIL ID: arch11.360life@gmail.com

MEP:
360LIFE DESIGN STUDIO INTL. LLP
RD NO. 03, VST COLONY BANJARA HILLS, HYDERABAD TELANGANA - 500082
E-MAIL ID: arch11.360life@gmail.com

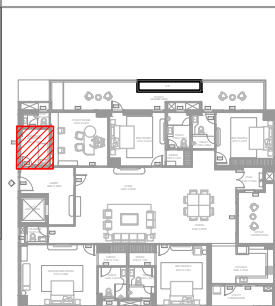
GENERAL NOTES:

- THIS DRAWING IS THE COPYRIGHT OF 360LIFE DESIGN STUDIO INTERNATIONAL AND MUST NOT BE RETAINED, COPIED OR USED WITHOUT THE ABOVE CONSULTANT'S AUTHORITY.
- DO NOT SCALE FROM THE DRAWINGS.
- ALL DIMENSIONS AND LEVELS ARE IN MILLIMETERS UNLESS NOTED OTHERWISE. ALL DIMENSIONS TO BE VERIFIED ON SITE & APPROVED BY THE ENGINEER.
- THIS DRAWING SHOULD BE READ IN CONJUNCTION WITH OTHER RELEVANT ARCHITECTURAL, STRUCTURAL, MECHANICAL AND ELECTRICAL DRAWINGS AND ALL RELEVANT SECTIONS OF THE SPECIFICATIONS.
- ALL SERVICES CUT-OUTS, DUCTS AND EQUIPMENTS, PLINTH ARE SHOWN INDICATIVE ONLY. CONTRACTOR TO CO-ORDINATE THESE WITH THE SERVICES AND STRUCTURAL DRAWINGS.
- THE CONTRACTOR SHALL COORDINATE ALL MECHANICAL FLOOR/ WALL SLEEVES AND SHAFTS IN CONCRETE SLABS/ ALLS WITH MECHANICAL, PLUMBING, FIRE PROTECTION, ELECTRICAL, STRUCTURAL AND ARCHITECTURAL DRAWINGS AND REPANCIES, IF ANY, TO BE BROUGHT TO NOTICE OF THE ARCHITECT/ ENGINEER PRIOR TO EXECUTION OF WORK.

LEGEND:

	STR.COLUMNS & SHEAR WALLS
	200 MM WALL (AAC BRICK)
	100 MM WALL (AAC BRICK)
	200 MM WALL (POROTHERM BRICK)
	AS PER DETAIL
	LEDGE WALL (PLAN)
	LEDGE WALL (ELEVATION)

KEY PLAN:



PROJECT TITLE:
THE-ORIGIN TOWER-1
IZZATH NAGAR, HYDERABAD

DRAWING TITLE:
SERVANT'S ROOM ELEVATION
FLOOR 03 FLAT NO. 01

DRAWN SWATI	CHECKED ABHISHEK / SYAM	AUTHORIZED SUJITH
ISSUED DATE: 30 JUNE 2023	PROJECT CODE: 2101	

DRAWING NUMBER:
2101/ID/03-F1/200/18



SCALE:
1:50

REV:
R0

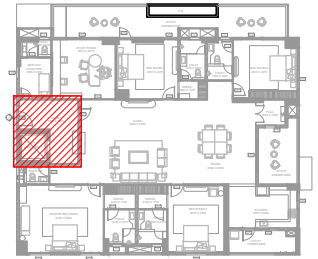
VIEWS



GENERAL NOTES:

1. THIS DRAWING IS THE COPYRIGHT OF 360LIFE DESIGN STUDIO INTL PVT LTD. AND MUST NOT BE RETAINED, COPIED OR USED WITHOUT THE ABOVE CONSULTANT'S AUTHORITY.
2. DO NOT SCALE FROM THE DRAWINGS.
3. ALL DIMENSIONS AND LEVELS ARE IN MILLIMETRES UNLESS NOTED OTHERWISE. ALL DIMENSIONS TO BE VERIFIED ON SITE & APPROVED BY THE ENGINEER.
4. THIS DRAWING SHOULD BE READ IN CONJUNCTION WITH OTHER RELEVANT ARCHITECTURAL, STRUCTURAL, MECHANICAL AND ELECTRICAL DRAWINGS AND ALL RELEVANT SECTIONS OF THE SPECIFICATIONS.
5. ALL SERVICES CUT-OUTS, DUCTS AND EQUIPMENTS, PLINTH ARE SHOWN INDICATIVE ONLY. CONTRACTOR TO CO-ORDINATE THESE WITH THE SERVICES AND STRUCTURAL DRAWINGS.
6. THE CONTRACTOR SHALL COORDINATE ALL MECHANICAL FLOOR/ WALL SLEEVES AND SHAFTS IN CONCRETE SLABS/ WALLS WITH MECHANICAL, PLUMBING, FIRE PROTECTION, ELECTRICAL, STRUCTURAL AND ARCHITECTURAL DRAWINGS AND DISCREPANCIES, IF ANY, TO BE BROUGHT TO NOTICE OF THE ARCHITECT/ ENGINEER PRIOR TO EXECUTION OF WORK.

KEY PLAN:



Rev	Description	Date	Checked	Authorised
R0	For Information Only/GFC	30/06/2023	Abhishek	Sujith

PROJECT:
THE-ORIGIN TOWER-1
 IZZATH NAGAR, HYDERABAD

CLIENT:
360LIFE SUSTAINABLE LUXURY HOMES LLP
 RESIDENTIAL DEVELOPMENT AT IZZATH NAGAR, HYDERABAD

ARCHITECT:
360LIFE DESIGN STUDIO INTL. LLP
 RD NO. 03, VST COLONY BANJARA HILLS, HYDERABAD TELANGANA - 500082
 E-MAIL ID: arch11.360life@gmail.com


MEP:
360LIFE DESIGN STUDIO INTL. LLP
 RD NO. 03, VST COLONY BANJARA HILLS, HYDERABAD TELANGANA - 500082
 E-MAIL ID: arch11.360life@gmail.com

DRAWING TITLE:

**ENTRANCE LOBBY VIEW
 FLOOR 03 FLAT NO. 01**

SCALE	DRAWN	CHECKED	AUTHORISED	North
NTS	SWATI	ABHISHEK/SYAM	SUJITH	
Issued Date:	30 JUNE 2023		Project Code:	2101
Drawing Number:	2101/ID/03-F1/VIEW/01			Rev R0


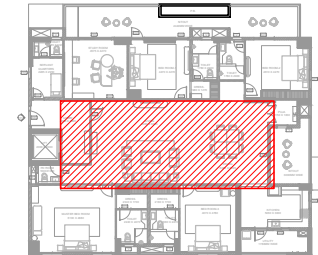




GENERAL NOTES:

1. THIS DRAWING IS THE COPYRIGHT OF 360LIFE DESIGN STUDIO INTL PVT LTD AND MUST NOT BE RETAINED, COPIED OR USED WITHOUT THE ABOVE CONSULTANT'S AUTHORITY.
2. DO NOT SCALE FROM THE DRAWINGS.
3. ALL DIMENSIONS AND LEVELS ARE IN MILLIMETRES UNLESS NOTED OTHERWISE. ALL DIMENSIONS TO BE VERIFIED ON SITE & APPROVED BY THE ENGINEER.
4. THIS DRAWING SHOULD BE READ IN CONJUNCTION WITH OTHER RELEVANT ARCHITECTURAL, STRUCTURAL, MECHANICAL AND ELECTRICAL DRAWINGS AND ALL RELEVANT SECTIONS OF THE SPECIFICATIONS.
5. ALL SERVICES CUT-OUTS, DUCTS AND EQUIPMENTS, PLINTH ARE SHOWN INDICATIVE ONLY. CONTRACTOR TO CO-ORDINATE THESE WITH THE SERVICES AND STRUCTURAL DRAWINGS.
6. THE CONTRACTOR SHALL COORDINATE ALL MECHANICAL FLOOR/ WALL SLEEVES AND SHAFTS IN CONCRETE SLABS/ WALLS WITH MECHANICAL, PLUMBING, FIRE PROTECTION, ELECTRICAL, STRUCTURAL AND ARCHITECTURAL DRAWINGS AND DISCREPANCIES, IF ANY, TO BE BROUGHT TO NOTICE OF THE ARCHITECT/ ENGINEER PRIOR TO EXECUTION OF WORK.

KEY PLAN:



Rev	Description	Date	Checked	Authorised
R0	For Information Only/GFC	30/06/2023	Abhishek	Sujith

PROJECT:
THE-ORIGIN TOWER-1
 IZZATH NAGAR, HYDERABAD

CLIENT:
360LIFE SUSTAINABLE LUXURY HOMES LLP
 RESIDENTIAL DEVELOPMENT AT IZZATH NAGAR, HYDERABAD

ARCHITECT:
360LIFE DESIGN STUDIO INTL. LLP
 RD NO. 03, VST COLONY BANJARA HILLS, HYDERABAD TELANGANA - 500082
 E-MAIL ID: arch11.360life@gmail.com

MEP:
360LIFE DESIGN STUDIO INTL. LLP
 RD NO. 03, VST COLONY BANJARA HILLS, HYDERABAD TELANGANA - 500082
 E-MAIL ID: arch11.360life@gmail.com

DRAWING TITLE:
LIVING & DINING ROOM VIEW
FLOOR 03 FLAT NO. 01

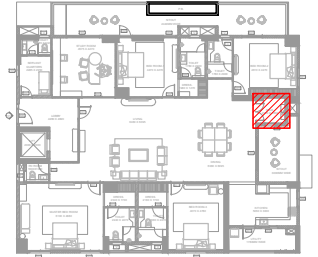
SCALE	DRAWN	CHECKED	AUTHORISED	North
NTS	SWATI	ABHISHEK/SYAM	SUJITH	↗
Issued Date:	Project Code:		2101	
Drawing Number:	30 JUNE 2023			Rev
2101/ID/03-F1/VIEW/02				R0



GENERAL NOTES:

1. THIS DRAWING IS THE COPYRIGHT OF 360LIFE DESIGN STUDIO INTL PVT LTD. AND MUST NOT BE RETAINED, COPIED OR USED WITHOUT THE ABOVE CONSULTANT'S AUTHORITY.
2. DO NOT SCALE FROM THE DRAWINGS.
3. ALL DIMENSIONS AND LEVELS ARE IN MILLIMETRES UNLESS NOTED OTHERWISE. ALL DIMENSIONS TO BE VERIFIED ON SITE & APPROVED BY THE ENGINEER.
4. THIS DRAWING SHOULD BE READ IN CONJUNCTION WITH OTHER RELEVANT ARCHITECTURAL, STRUCTURAL, MECHANICAL AND ELECTRICAL DRAWINGS AND ALL RELEVANT SECTIONS OF THE SPECIFICATIONS.
5. ALL SERVICES CUT-OUTS, DUCTS AND EQUIPMENTS, PLINTH ARE SHOWN INDICATIVE ONLY. CONTRACTOR TO CO-ORDINATE THESE WITH THE SERVICES AND STRUCTURAL DRAWINGS.
6. THE CONTRACTOR SHALL COORDINATE ALL MECHANICAL FLOOR/ WALL SLEEVES AND SHAFTS IN CONCRETE SLABS/ WALLS WITH MECHANICAL, PLUMBING, FIRE PROTECTION, ELECTRICAL, STRUCTURAL AND ARCHITECTURAL DRAWINGS AND DISCREPANCIES, IF ANY, TO BE BROUGHT TO NOTICE OF THE ARCHITECT/ ENGINEER PRIOR TO EXECUTION OF WORK.

KEY PLAN:



Rev	Description	Date	Checked	Authorised
R0	For Information Only/GFC	30/06/2023	Abhishek	Sujith

PROJECT:
THE-ORIGIN TOWER-1
 IZZATH NAGAR, HYDERABAD


CLIENT:
360LIFE SUSTAINABLE LUXURY HOMES LLP
 RESIDENTIAL DEVELOPMENT AT IZZATH NAGAR, HYDERABAD

ARCHITECT:
360LIFE DESIGN STUDIO INTL. LLP
 RD NO. 03, VST COLONY BANJARA HILLS, HYDERABAD TELANGANA - 500082
 E-MAIL ID: arch11.360life@gmail.com

MEP:
360LIFE DESIGN STUDIO INTL. LLP
 RD NO. 03, VST COLONY BANJARA HILLS, HYDERABAD TELANGANA - 500082
 E-MAIL ID: arch11.360life@gmail.com

DRAWING TITLE:
PUJA ROOM VIEW
FLOOR 03 FLAT NO. 01

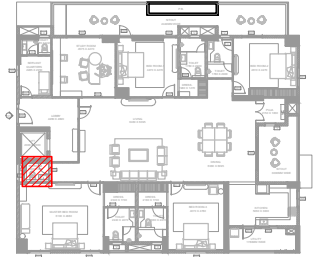
SCALE	DRAWN	CHECKED	AUTHORISED	North
NTS	SWATI	ABHISHEK/SYAM	SUJITH	North
Issued Date:	Project Code:		2101	Rev
30 JUNE 2023				R0
Drawing Number:	2101/ID/03-F1/VIEW/03			



GENERAL NOTES:

1. THIS DRAWING IS THE COPYRIGHT OF 360LIFE DESIGN STUDIO INTL PVT LTD AND MUST NOT BE RETAINED, COPIED OR USED WITHOUT THE ABOVE CONSULTANTS AUTHORITY.
2. DO NOT SCALE FROM THE DRAWINGS.
3. ALL DIMENSIONS AND LEVELS ARE IN MILLIMETRES UNLESS NOTED OTHERWISE. ALL DIMENSIONS TO BE VERIFIED ON SITE & APPROVED BY THE ENGINEER.
4. THIS DRAWING SHOULD BE READ IN CONJUNCTION WITH OTHER RELEVANT ARCHITECTURAL, STRUCTURAL, MECHANICAL AND ELECTRICAL DRAWINGS AND ALL RELEVANT SECTIONS OF THE SPECIFICATIONS.
5. ALL SERVICES CUT-OUTS, DUCTS AND EQUIPMENTS, PLINTH ARE SHOWN INDICATIVE ONLY. CONTRACTOR TO CO-ORDINATE THESE WITH THE SERVICES AND STRUCTURAL DRAWINGS.
6. THE CONTRACTOR SHALL COORDINATE ALL MECHANICAL FLOOR/ WALL SLEEVES AND SHAFTS IN CONCRETE SLABS/ WALLS WITH MECHANICAL, PLUMBING, FIRE PROTECTION, ELECTRICAL, STRUCTURAL AND ARCHITECTURAL DRAWINGS AND DISCREPANCIES, IF ANY, TO BE BROUGHT TO NOTICE OF THE ARCHITECT/ ENGINEER PRIOR TO EXECUTION OF WORK.

KEY PLAN:



Rev	Description	Date	Checked	Authorised
R0	For Information Only/GFC	30/06/2023	Abhishek	Sujith

PROJECT:
THE-ORIGIN TOWER-1
 IZZATH NAGAR, HYDERABAD

CLIENT:
360LIFE SUSTAINABLE LUXURY HOMES LLP
 RESIDENTIAL DEVELOPMENT AT IZZATH NAGAR, HYDERABAD

ARCHITECT:
360LIFE DESIGN STUDIO INTL. LLP
 RD NO. 03,VST COLONY BANJARA HILLS, HYDERABAD TELANGANA - 500082
 E-MAIL ID: arch11.360life@gmail.com

MEP:
360LIFE DESIGN STUDIO INTL. LLP
 RD NO. 03,VST COLONY BANJARA HILLS, HYDERABAD TELANGANA - 500082
 E-MAIL ID: arch11.360life@gmail.com

DRAWING TITLE:
POWDER ROOM VIEW
FLOOR 03 FLAT NO. 01

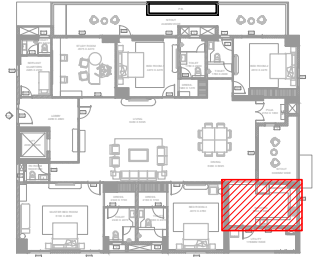
SCALE	DRAWN	CHECKED	AUTHORISED	North
NTS	SWATI	ABHISHEK/SYAM	SUJITH	
Issued Date:	Project Code:		2101	Rev
30 JUNE 2023				R0
Drawing Number:				
2101/ID/03-F1/VIEW/04				



GENERAL NOTES:

1. THIS DRAWING IS THE COPYRIGHT OF 360LIFE DESIGN STUDIO INTL PVT LTD. AND MUST NOT BE RETAINED, COPIED OR USED WITHOUT THE ABOVE CONSULTANT'S AUTHORITY.
2. DO NOT SCALE FROM THE DRAWINGS.
3. ALL DIMENSIONS AND LEVELS ARE IN MILLIMETRES UNLESS NOTED OTHERWISE. ALL DIMENSIONS TO BE VERIFIED ON SITE & APPROVED BY THE ENGINEER.
4. THIS DRAWING SHOULD BE READ IN CONJUNCTION WITH OTHER RELEVANT ARCHITECTURAL, STRUCTURAL, MECHANICAL AND ELECTRICAL DRAWINGS AND ALL RELEVANT SECTIONS OF THE SPECIFICATIONS.
5. ALL SERVICES CUT-OUTS, DUCTS AND EQUIPMENTS, PLINTH ARE SHOWN INDICATIVE ONLY. CONTRACTOR TO CO-ORDINATE THESE WITH THE SERVICES AND STRUCTURAL DRAWINGS.
6. THE CONTRACTOR SHALL COORDINATE ALL MECHANICAL FLOOR/ WALL SLEEVES AND SHAFTS IN CONCRETE SLABS/ WALLS WITH MECHANICAL, PLUMBING, FIRE PROTECTION, ELECTRICAL, STRUCTURAL AND ARCHITECTURAL DRAWINGS AND DISCREPANCIES, IF ANY, TO BE BROUGHT TO NOTICE OF THE ARCHITECT/ ENGINEER PRIOR TO EXECUTION OF WORK.

KEY PLAN:



Rev	Description	Date	Checked	Authorised
R0	For Information Only/GFC	30/06/2023	Abhishek	Sujith

PROJECT:
THE-ORIGIN TOWER-1
 IZZATH NAGAR, HYDERABAD

CLIENT:
360LIFE SUSTAINABLE LUXURY HOMES LLP
 RESIDENTIAL DEVELOPMENT AT IZZATH NAGAR, HYDERABAD

ARCHITECT:
360LIFE DESIGN STUDIO INTL. LLP
 RD NO. 03, VST COLONY BANAJARA HILLS, HYDERABAD TELANGANA - 500082
 E-MAIL ID: arch11.360life@gmail.com

MEP:
360LIFE DESIGN STUDIO INTL. LLP
 RD NO. 03, VST COLONY BANAJARA HILLS, HYDERABAD TELANGANA - 500082
 E-MAIL ID: arch11.360life@gmail.com

DRAWING TITLE:
KITCHEN VIEW
FLOOR 03 FLAT NO. 01

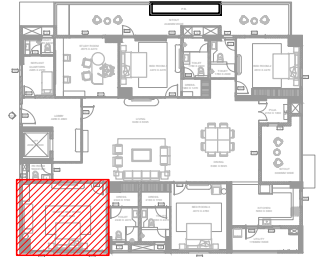
SCALE	DRAWN	CHECKED	AUTHORISED	North
NTS	SWATI	ABHISHEK/ SYAM	SUJITH	
Issued Date:	Project Code:		2101	Rev
30 JUNE 2023				R0
Drawing Number:				
2101/ID/03-F1/VIEW/05				



GENERAL NOTES:

1. THIS DRAWING IS THE COPYRIGHT OF 360LIFE DESIGN STUDIO INTL PVT LTD. AND MUST NOT BE RETAINED, COPIED OR USED WITHOUT THE ABOVE CONSULTANT'S AUTHORITY.
2. DO NOT SCALE FROM THE DRAWINGS.
3. ALL DIMENSIONS AND LEVELS ARE IN MILLIMETRES UNLESS NOTED OTHERWISE. ALL DIMENSIONS TO BE VERIFIED ON SITE & APPROVED BY THE ENGINEER.
4. THIS DRAWING SHOULD BE READ IN CONJUNCTION WITH OTHER RELEVANT ARCHITECTURAL, STRUCTURAL, MECHANICAL AND ELECTRICAL DRAWINGS AND ALL RELEVANT SECTIONS OF THE SPECIFICATIONS.
5. ALL SERVICES CUT-OUTS, DUCTS AND EQUIPMENTS, PLINTH ARE SHOWN INDICATIVE ONLY. CONTRACTOR TO CO-ORDINATE THESE WITH THE SERVICES AND STRUCTURAL DRAWINGS.
6. THE CONTRACTOR SHALL COORDINATE ALL MECHANICAL FLOOR/ WALL SLEEVES AND SHAFTS IN CONCRETE SLABS/ WALLS WITH MECHANICAL, PLUMBING, FIRE PROTECTION, ELECTRICAL, STRUCTURAL AND ARCHITECTURAL DRAWINGS AND DISCREPANCIES, IF ANY, TO BE BROUGHT TO NOTICE OF THE ARCHITECT/ ENGINEER PRIOR TO EXECUTION OF WORK.

KEY PLAN:



Rev	Description	Date	Checked	Authorised
R0	For Information Only/GFC	30/06/2023	Abhishek	Sujith

PROJECT:
THE-ORIGIN TOWER-1
 IZZATH NAGAR, HYDERABAD

CLIENT:
360LIFE SUSTAINABLE LUXURY HOMES LLP
 RESIDENTIAL DEVELOPMENT AT IZZATH NAGAR, HYDERABAD

ARCHITECT:
360LIFE DESIGN STUDIO INTL. LLP
 RD NO. 03, VST COLONY BANJARA HILLS, HYDERABAD TELANGANA - 500082
 E-MAIL ID: arch11.360life@gmail.com

MEP:
360LIFE DESIGN STUDIO INTL. LLP
 RD NO. 03, VST COLONY BANJARA HILLS, HYDERABAD TELANGANA - 500082
 E-MAIL ID: arch11.360life@gmail.com

DRAWING TITLE:
MASTER BEDROOM & TOILET VIEW
FLOOR 03 FLAT NO. 01

SCALE	DRAWN	CHECKED	AUTHORISED	North
NTS	SWATI	ABHISHEK/SYAM	SUJITH	↗
Issued Date:	Project Code:		2101	Rev
Drawing Number:	30 JUNE 2023			R0
2101/ID/03-F1/VIEW/06				



GENERAL NOTES:

1. THIS DRAWING IS THE COPYRIGHT OF 360LIFE DESIGN STUDIO INTL PVT LTD. AND MUST NOT BE RETAINED, COPIED OR USED WITHOUT THE ABOVE CONSULTANT'S AUTHORITY.
2. DO NOT SCALE FROM THE DRAWINGS.
3. ALL DIMENSIONS AND LEVELS ARE IN MILLIMETRES UNLESS NOTED OTHERWISE. ALL DIMENSIONS TO BE VERIFIED ON SITE & APPROVED BY THE ENGINEER.
4. THIS DRAWING SHOULD BE READ IN CONJUNCTION WITH OTHER RELEVANT ARCHITECTURAL, STRUCTURAL, MECHANICAL AND ELECTRICAL DRAWINGS AND ALL RELEVANT SECTIONS OF THE SPECIFICATIONS.
5. ALL SERVICES CUT-OUTS, DUCTS AND EQUIPMENTS, PLINTH ARE SHOWN INDICATIVE ONLY. CONTRACTOR TO CO-ORDINATE THESE WITH THE SERVICES AND STRUCTURAL DRAWINGS.
6. THE CONTRACTOR SHALL COORDINATE ALL MECHANICAL FLOOR/ WALL SLEEVES AND SHAFTS IN CONCRETE SLABS/ WALLS WITH MECHANICAL, PLUMBING, FIRE PROTECTION, ELECTRICAL, STRUCTURAL AND ARCHITECTURAL DRAWINGS AND DISCREPANCIES, IF ANY, TO BE BROUGHT TO NOTICE OF THE ARCHITECT/ ENGINEER PRIOR TO EXECUTION OF WORK.

KEY PLAN:



Rev	Description	Date	Checked	Authorised
R0	For Information Only/GFC	30/06/2023	Abhishek	Sujith

PROJECT:
THE-ORIGIN TOWER-1
 IZZATH NAGAR, HYDERABAD


CLIENT:
360LIFE SUSTAINABLE LUXURY HOMES LLP
 RESIDENTIAL DEVELOPMENT AT IZZATH NAGAR, HYDERABAD

ARCHITECT:
360LIFE DESIGN STUDIO INTL. LLP
 RD NO. 03,VST COLONY BANJARA HILLS, HYDERABAD TELANGANA - 500082
 E-MAIL ID: arch11.360life@gmail.com

MEP:
360LIFE DESIGN STUDIO INTL. LLP
 RD NO. 03,VST COLONY BANJARA HILLS, HYDERABAD TELANGANA - 500082
 E-MAIL ID: arch11.360life@gmail.com

DRAWING TITLE:
BEDROOM 01 & TOILET VIEW
FLOOR 03 FLAT NO. 01

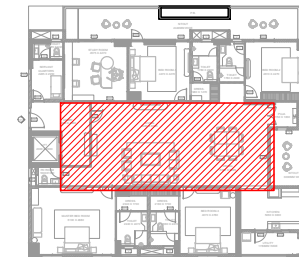
SCALE	DRAWN	CHECKED	AUTHORISED	North
NTS	SWATI	ABHISHEK/SYAM	SUJITH	↗
Issued Date:	Project Code:		2101	Rev
30 JUNE 2023				R0
Drawing Number:				
2101/ID/03-F1/VIEW/07				



GENERAL NOTES:

1. THIS DRAWING IS THE COPYRIGHT OF 360LIFE DESIGN STUDIO INTL PVT LTD. AND MUST NOT BE RETAINED, COPIED OR USED WITHOUT THE ABOVE CONSULTANT'S AUTHORITY.
2. DO NOT SCALE FROM THE DRAWINGS.
3. ALL DIMENSIONS AND LEVELS ARE IN MILLIMETRES UNLESS NOTED OTHERWISE. ALL DIMENSIONS TO BE VERIFIED ON SITE & APPROVED BY THE ENGINEER.
4. THIS DRAWING SHOULD BE READ IN CONJUNCTION WITH OTHER RELEVANT ARCHITECTURAL, STRUCTURAL, MECHANICAL AND ELECTRICAL DRAWINGS AND ALL RELEVANT SECTIONS OF THE SPECIFICATIONS.
5. ALL SERVICES CUT-OUTS, DUCTS AND EQUIPMENTS, PLINTH ARE SHOWN INDICATIVE ONLY. CONTRACTOR TO CO-ORDINATE THESE WITH THE SERVICES AND STRUCTURAL DRAWINGS.
6. THE CONTRACTOR SHALL COORDINATE ALL MECHANICAL FLOOR/ WALL SLEEVES AND SHAFTS IN CONCRETE SLABS/ WALLS WITH MECHANICAL, PLUMBING, FIRE PROTECTION, ELECTRICAL, STRUCTURAL AND ARCHITECTURAL DRAWINGS AND DISCREPANCIES, IF ANY, TO BE BROUGHT TO NOTICE OF THE ARCHITECT/ ENGINEER PRIOR TO EXECUTION OF WORK.

KEY PLAN:



Rev	Description	Date	Checked	Authorised
R0	For Information Only/GFC	30/06/2023	Abhishek	Sujith

PROJECT:
THE-ORIGIN TOWER-1
 IZZATH NAGAR, HYDERABAD

CLIENT:
360LIFE SUSTAINABLE LUXURY HOMES LLP
 RESIDENTIAL DEVELOPMENT AT IZZATH NAGAR, HYDERABAD

ARCHITECT:
360LIFE DESIGN STUDIO INTL. LLP
 RD NO. 03, VST COLONY BANJARA HILLS, HYDERABAD TELANGANA - 500082
 E-MAIL ID: arch11.360life@gmail.com

MEP:
360LIFE DESIGN STUDIO INTL. LLP
 RD NO. 03, VST COLONY BANJARA HILLS, HYDERABAD TELANGANA - 500082
 E-MAIL ID: arch11.360life@gmail.com

DRAWING TITLE:
BEDROOM 02 & TOILET VIEW FLOOR 03 FLAT NO. 01

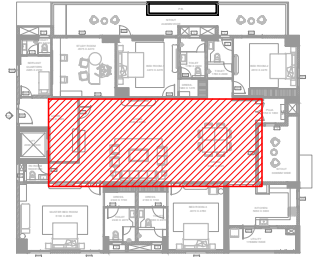
SCALE	DRAWN	CHECKED	AUTHORISED	North
NTS	SWATI	ABHISHEK/SYAM	SUJITH	↗
Issued Date:	Project Code:		2101	Rev
30 JUNE 2023				R0
Drawing Number:	2101/ID/03-F1/VIEW/08			



GENERAL NOTES:

1. THIS DRAWING IS THE COPYRIGHT OF 360LIFE DESIGN STUDIO INTL PVT LTD. AND MUST NOT BE RETAINED, COPIED OR USED WITHOUT THE ABOVE CONSULTANT'S AUTHORITY.
2. DO NOT SCALE FROM THE DRAWINGS.
3. ALL DIMENSIONS AND LEVELS ARE IN MILLIMETRES UNLESS NOTED OTHERWISE. ALL DIMENSIONS TO BE VERIFIED ON SITE & APPROVED BY THE ENGINEER.
4. THIS DRAWING SHOULD BE READ IN CONJUNCTION WITH OTHER RELEVANT ARCHITECTURAL, STRUCTURAL, MECHANICAL AND ELECTRICAL DRAWINGS AND ALL RELEVANT SECTIONS OF THE SPECIFICATIONS.
5. ALL SERVICES CUT-OUTS, DUCTS AND EQUIPMENTS, PLINTH ARE SHOWN INDICATIVE ONLY. CONTRACTOR TO CO-ORDINATE THESE WITH THE SERVICES AND STRUCTURAL DRAWINGS.
6. THE CONTRACTOR SHALL COORDINATE ALL MECHANICAL FLOOR/ WALL SLEEVES AND SHAFTS IN CONCRETE SLABS/ WALLS WITH MECHANICAL, PLUMBING, FIRE PROTECTION, ELECTRICAL, STRUCTURAL AND ARCHITECTURAL DRAWINGS AND DISCREPANCIES, IF ANY, TO BE BROUGHT TO NOTICE OF THE ARCHITECT/ ENGINEER PRIOR TO EXECUTION OF WORK.

KEY PLAN:



Rev	Description	Date	Checked	Authorised
R0	For Information Only/GFC	30/06/2023	Abhishek	Sujith

PROJECT:
THE-ORIGIN TOWER-1
IZZATH NAGAR, HYDERABAD

CLIENT:
360LIFE SUSTAINABLE LUXURY HOMES LLP
RESIDENTIAL DEVELOPMENT AT IZZATH NAGAR, HYDERABAD

ARCHITECT:
360LIFE DESIGN STUDIO INTL. LLP
RD NO. 03, VST COLONY BANJARA HILLS, HYDERABAD TELANGANA - 500082
E-MAIL ID: arch11.360life@gmail.com

MEP:
360LIFE DESIGN STUDIO INTL. LLP
RD NO. 03, VST COLONY BANJARA HILLS, HYDERABAD TELANGANA - 500082
E-MAIL ID: arch11.360life@gmail.com

DRAWING TITLE:

**BEDROOM 03 & TOILET VIEW
FLOOR 03 FLAT NO. 01**

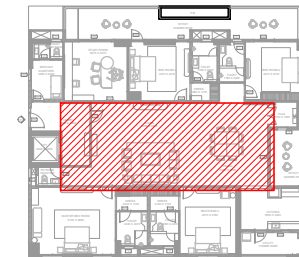
SCALE	DRAWN	CHECKED	AUTHORISED	North
NTS	SWATI	ABHISHEK/SYAM	SUJITH	
Issued Date:	Project Code:		2101	Rev
30 JUNE 2023				R0
Drawing Number:	2101/ID/03-F1/VIEW/09			



GENERAL NOTES:

1. THIS DRAWING IS THE COPYRIGHT OF 360LIFE DESIGN STUDIO INTL PVT LTD AND MUST NOT BE RETAINED, COPIED OR USED WITHOUT THE ABOVE CONSULTANT'S AUTHORITY.
2. DO NOT SCALE FROM THE DRAWINGS.
3. ALL DIMENSIONS AND LEVELS ARE IN MILLIMETRES UNLESS NOTED OTHERWISE. ALL DIMENSIONS TO BE VERIFIED ON SITE & APPROVED BY THE ENGINEER.
4. THIS DRAWING SHOULD BE READ IN CONJUNCTION WITH OTHER RELEVANT ARCHITECTURAL, STRUCTURAL, MECHANICAL AND ELECTRICAL DRAWINGS AND ALL RELEVANT SECTIONS OF THE SPECIFICATIONS.
5. ALL SERVICES CUT-OUTS, DUCTS AND EQUIPMENTS, PLINTH ARE SHOWN INDICATIVE ONLY. CONTRACTOR TO CO-ORDINATE THESE WITH THE SERVICES AND STRUCTURAL DRAWINGS.
6. THE CONTRACTOR SHALL COORDINATE ALL MECHANICAL FLOOR/ WALL SLEEVES AND SHAFTS IN CONCRETE SLABS/ WALLS WITH MECHANICAL, PLUMBING, FIRE PROTECTION, ELECTRICAL, STRUCTURAL AND ARCHITECTURAL DRAWINGS AND DISCREPANCIES, IF ANY, TO BE BROUGHT TO NOTICE OF THE ARCHITECT/ ENGINEER PRIOR TO EXECUTION OF WORK.

KEY PLAN:



Rev	Description	Date	Checked	Authorised
R0	For Information Only/GFC	30/06/2023	Abhishek	Sujith

PROJECT:
THE-ORIGIN TOWER-1
 IZZATH NAGAR, HYDERABAD

CLIENT:
360LIFE SUSTAINABLE LUXURY HOMES LLP
 RESIDENTIAL DEVELOPMENT AT IZZATH NAGAR, HYDERABAD

ARCHITECT:
360LIFE DESIGN STUDIO INTL. LLP
 RD NO. 03,VST COLONY BANJARA HILLS, HYDERABAD TELANGANA - 500082
 E-MAIL ID: arch11.360life@gmail.com

MEP:
360LIFE DESIGN STUDIO INTL. LLP
 RD NO. 03,VST COLONY BANJARA HILLS, HYDERABAD TELANGANA - 500082
 E-MAIL ID: arch11.360life@gmail.com

DRAWING TITLE:
STUDY ROOM VIEW FLOOR 03 FLAT NO. 01

SCALE	DRAWN	CHECKED	AUTHORISED	North
NTS	SWATI	ABHISHEK/SYAM	SUJITH	↗
Issued Date:	30 JUNE 2023		Project Code:	2101
Drawing Number:	2101/ID/03-F1/VIEW/10			Rev
				R0





360LIFE

DESIGN STUDIO INTERNATIONAL